

Page 1
is not relevant
est non pertinente

**Pages 2 to / à 19
are not relevant
sont non pertinentes**

Page 20
is not relevant
est non pertinente

**Pages 21 to / à 55
are not relevant
sont non pertinentes**



NOTICE TO ALL HOUSES

In order to eliminate the repeated transfer and sanitization of bins for your food delivery, for the foreseeable future:

Drop off your **MARKED** (*with your house numbers*) **CLEAN** bins and lids (**NO CARTS**) to the loading dock behind the kitchen on **SUNDAY**.

The kitchen staff will **check off your orders** and load them straight into your bins and drop them off Wednesday morning – **RETURN** your empty bins/lids to the loading dock by the end of Wednesday evening for Thursdays deliveries

Thursday afternoon, the remainder of your orders will be delivered

Thank-you – Eric, Sue & Val

NOTICE TO ALL HOUSES

Until Further Notice ...

In keeping with Public Health standards and to prevent the potential spread of COVID 19, a movement routine has been developed to increase physical distancing and reduce the movement of inmates within Mission Minimum on a daily basis.

Therefore; rather than taking your house sheets to the Duty Office, a Kitchen Worker will pick them up from your house on **SUNDAY** at **7:30 PM** – ***PLEASE HAVE THEM READY on your dining table!!***

REMEMBER to Drop off your **CLEAN + SANITIZED** bins and lids (**NO CARTS**) to the loading dock behind the kitchen on **SUNDAY**.

Thank-you – Eric, Sue & Val

NOTICE TO ALL HOUSES

Until Further Notice ...

In keeping with Public Health standards and to prevent the potential spread of COVID 19, a movement routine has been developed to increase physical distancing and reduce the movement of inmates within Mission Minimum on a daily basis.

Beginning this week, your food orders will be delivered as follows:

Tuesday morning: Dry Goods, Frozen + Bread

Wednesday afternoon: Cheese, Eggs, Butter, Margarine, Tofu and Produce that has been completely portioned

Thursday afternoon: Dairy (*Milk, Yogurt, Cottage Cheese, Sour Cream*) and Produce that was not delivered Wednesday

After each delivery, please return your **CLEAN, SANITIZED** bins back to the kitchen loading dock

Remember; rather than taking your house sheets to the Duty Office, a Kitchen Worker will pick them up from your house on

SUNDAY at 7:30 PM – PLEASE HAVE THEM READY on your dining table!!

Thank-you – Eric, Sue & Val

REDUCE THE SPREAD OF COVID-19. WASH YOUR HANDS.



1

Wet hands with
warm water



2

Apply soap



3

For at least 20
seconds, make
sure to wash:



4

Rinse well



5

Dry hands well
with paper towel



6

Turn off tap using
paper towel



palm and back
of each hand



between fingers



under nails



thumbs

1-833-784-4397

@ canada.ca/coronavirus



Public Health
Agency of Canada


Agence de la santé
publique du Canada

Canada

Doffing Personal Protective Equipment (PPE)

1 Gloves

- Grasp the outer surface of palm area of one glove and peel off
- Rumples glove into a ball and hold in the gloved hand
- Slide the bare fingers under the band of the other glove without touching the outside and peel off
- Dispose of the gloves in the appropriate container



Perform hand hygiene

2 Gown

- Unfasten ties without contamination
- Touching only the inside of the gown, pull the gown forward
- With one hand grasp the inside of the opposite sleeve, slide it forward without turning it over to release the hand
- With your free hand, proceed in the same way to remove the other hand
- Turn gown inside out and roll into a bundle
- Dispose of the gown in the appropriate container



Perform hand hygiene

3 Face Shield

- Handle the face shield or protective goggles from the sides or back, avoid touching the front
- Dispose of the face shield or goggles in the appropriate container



Perform hand hygiene

4 Mask or N95

Mask


- Detach the top and bottom ties or remove straps from ears
- Pull mask forward avoiding touching the front
- Dispose of mask in the appropriate container



Perform hand hygiene

N95

- Tilt head slightly forward, pass the lower strap over the head and then the top strap, avoiding touching the filter
- Bring respirator away from face
- Dispose of N95 in the appropriate container



Perform hand hygiene

Guidance on Extended Use of Surgical/Procedural Masks For Activities Involving Close Proximity to Asymptomatic Individuals

DONNING AND REUSING PERSONAL PROTECTIVE EQUIPMENT (PPE) - MASK

1. **Wash your hands**
2. Don the mask by following steps a + b, making note of which side is the front and which is the back
 - a. Cover nose and mouth with surgical/procedural mask, tie or secure straps around ears
 - b. Shape the mask to your nose
3. **Wash your hands** again
4. **Wash your hands** prior to removing your mask to eat or drink, to remove the mask following steps 2- 4 below
5. **Wash your hands** again
6. **Wash your hands** before putting the mask back on



DOFFING AND REUSING PERSONAL PROTECTIVE EQUIPMENT (PPE) – MASK

1. **Wash your hands** prior to adjusting or removing your mask
2. Detach the top and bottom ties, or remove straps from ears
3. Pull mask forward, avoiding touching the front
4. Place mask in a container (ie paper bag) and label the bag to show which is the front/back of your mask so you can reuse the mask
5. Dispose of mask in the appropriate receptacle
6. **Wash your hands**



IMPORTANT NOTES

- If the mask is not visibly soiled, torn or saturated, carefully store the mask in a safe location in a brown paper bag or between two pieces of paper/paper towel with your name on 'front' and 'back' on the two sides. Insert your mask so that the front of the mask faces the side of the bag labelled front.
- A single mask can be worn between all activities requiring less than 2 metres of physical distancing so long as all individuals are asymptomatic
- Staff/contractors who are frequently required to be within 2 metres of other staff/contractors or offenders should wear their mask (as required) for 2 days before being replaced.
- Staff/contractors who are able to carry out their duties and physically distance more consistently should aim to use the same mask for 5 days.
- Given the international shortage of surgical/procedural masks all staff/contractors should make every effort to ensure maximize the longevity of each mask so that we can collectively preserve supply for higher risk activities.

COVID-19 DOFFING PPE

This poster is designed to assist healthcare workers and Paramedics on the correct doffing of personal protective equipment (PPE) when providing healthcare to:


- Patients with symptom and travel history that meet the criteria to be further assessed and tested for COVID-19
- Person under investigation for COVID-19
- Patients with COVID-19

Note: Hand hygiene should be performed after removing PPE, before hands approach the face and any time hand contamination is identified or suspected during the doffing process.

PPE must be removed slowly and carefully and in the correct sequence to avoid self-and cross-contamination of the workplace.




Remove Gloves



Remove Gown



Perform Hand Hygiene



Remove Eye Protection



Remove N95 Respirator



Perform Hand Hygiene

N95 Respirator

Fit-tested and seal checked

Eye Protection

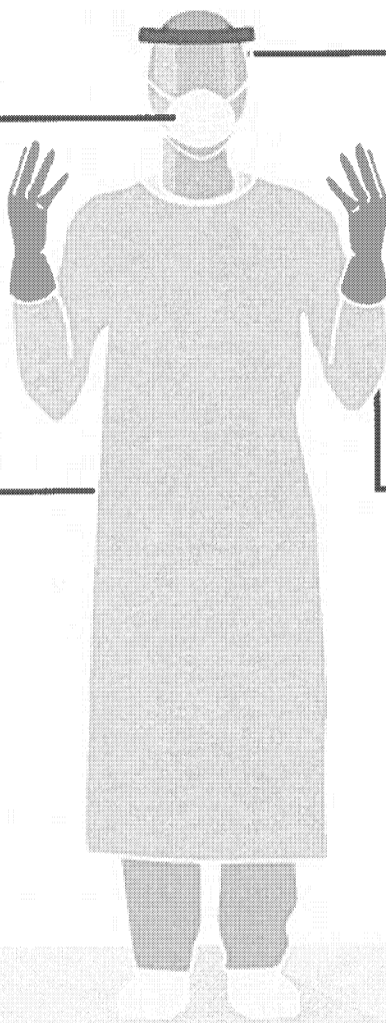
Single-use (disposable) full face shield or goggles

Gown

Single-use (disposable) gown

Gloves

Ensure gloves cover cuffs of gown and that no skin is exposed



You must have received PPE training and successfully completed donning and doffing practical testing before further assessment or testing is conducted. Keep gloved hands away from face at all times. Avoid touching PPE once care has begun. Replace damaged gloves immediately and perform hand hygiene. Remember to safely dispose of PPE into a waste container immediately after removing.

DOFFING PPE DESCRIPTION

This checklist is designed to assist healthcare workers (HCWs) and Paramedics on the correct doffing of personal protective equipment (PPE) for suspected or confirmed cases of COVID-19. **Please Note: This is a sample checklist** that may need to be adapted to meet relevant standards of practice and/or specific manufacturer's user instructions for variations of approved PPE.

Note: Hand hygiene should be performed after removing PPE, before hands approach the face and any time hand contamination is identified or suspected during the doffing process.

PPE must be removed slowly and carefully and in the correct sequence to avoid self-and cross-contamination of the workplace.

DOFFING PPE PROCEDURE

Remove gloves

- Inspect gloves for visible contamination, cuts or tears before removing
- Take care to avoid touching the outside of the gloves with bare skin
- Dispose into waste container

Remove gown

- Unfasten ties. Avoid contact of inner clothing with outer surface of gown during removal, touching inside of the gown only.
- Dispose into waste container

Perform hand hygiene

- Use alcohol-based rub (ABHR) or soap and water
- Allow hands to dry completely

Remove eye protection


- Remove face shield or goggles by grasping band at back of head and lifting gently over head and away from face
- Dispose into waste container

Remove N95 respirator


- Grab bottom strap and lift over head
- Lean forward and grab top strap; gently lift over head and away from face
- Take care to not touch the front of the respirator
- Dispose into waste container

Perform hand hygiene

- Use alcohol-based rub (ABHR) or soap and water
- Allow hands to dry completely

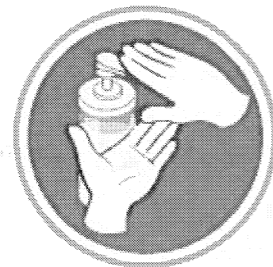


REDUCE THE SPREAD OF COVID-19. WASH YOUR HANDS.



1

Wet hands with warm water




2

Apply soap




3

For at least 20 seconds, make sure to wash:




4

Rinse well




5

Dry hands well with paper towel




6


Turn off tap using paper towel



palm and back of each hand



between fingers



under nails



thumbs

1-833-784-4397

@ [canada.ca/coronavirus](https://www.canada.ca/coronavirus)



Public Health
Agency of Canada

Agence de la santé
publique du Canada

Canada



COVID-19



READ THIS CAREFULLY

CSC is currently taking measures to ensure your safety, the safety of our staff and offenders and limit the risk of infection. To help us prevent the spread of COVID-19, we ask you to read this carefully and answer the questions below. Please act accordingly following the screening questions.

1 Do you have a fever or new cough or difficulty breathing? Yes No

If yes then:

Return home and contact the local public health unit or your health care professional for further instructions.
Contact your manager.

If no then:

2 Have you travelled outside Canada in the past 14 days? Yes No

3 Have you had close contact with someone who has been tested for COVID-19 in the past 14 days? Yes No

4 Have you been in close contact with a person with acute respiratory illness who has travelled outside Canada? Yes No


If yes to one or more then:

Do not enter the building. Return home and contact the local public health unit or your health care professional for further instructions.
Do not return for 14 days without clearance from the public health unit.
Contact your manager.



- frequently washing your hands with soap and water for at least 20 seconds
- coughing or sneezing into your arm or tissue
- avoiding touching your eyes, nose or mouth with unwashed hands
- avoiding close contact with people who are sick to avoid spreading the illness to others

For more information on COVID-19, please visit: Canada.ca/coronavirus



COVID-19

Aidez-nous à
prévenir la propagation

LISEZ ATTENTIVEMENT CE QUI SUIT

Le SCC prend actuellement des mesures pour assurer votre sécurité, celle de notre personnel et des délinquants, et pour limiter le risque d'infection. Pour nous aider à prévenir la propagation de la COVID-19, nous vous demandons de lire attentivement ce qui suit et de répondre aux questions ci-dessous. Veuillez agir en conséquence à la suite des questions de vérification.

- 1** Avez-vous de la fièvre, une nouvelle toux ou de la difficulté à respirer? Oui Non

Si oui :

Retournez à la maison et contactez l'unité locale de santé publique ou votre professionnel de soins de santé pour de plus amples instructions.
Contactez votre gestionnaire.

Si non :

- 2** Avez-vous voyagé à l'extérieur du Canada dans les 14 derniers jours? Oui Non

- 3** Avez-vous été en contact étroit avec une personne ayant été testée pour le COVID-19 dans les 14 derniers jours? Oui Non

- 4** Avez-vous été en contact étroit avec une personne ayant des problèmes respiratoires sévères et ayant voyagé à l'extérieur du Canada? Oui Non

Si vous avez répondu OUI à au moins l'une de ces questions :

N'entrez pas dans l'édifice. Retournez à la maison et contactez l'unité locale de santé publique locale ou votre médecin pour de plus amples instructions.

Ne revenez pas à l'établissement avant 14 jours sans avoir reçu l'autorisation de la santé publique.

Contactez votre gestionnaire.

- vous lavant fréquemment les mains avec de l'eau et du savon durant au moins 20 secondes
- toussant ou éternuant dans le pli de votre coude ou dans un mouchoir
- évitant de vous toucher les yeux, le nez et la bouche sans vous être lavés les mains
- évitant d'être en contact avec les gens qui sont malades pour éviter de transmettre la maladie aux autres

Pour plus d'information au sujet de la COVID-19, visitez : Canada.ca/coronavirus



Service correctionnel
Canada

Correctional Service
Canada

Canada

COVID-19

help us
prevent spread

READ THIS CAREFULLY

CSC is currently taking measures to ensure your safety, the safety of our staff and offenders and limit the risk of infection. To help us prevent the spread of COVID-19, we ask you to read this carefully and answer the questions below. Please act accordingly following the screening questions.

1 Do you have a fever or new cough or difficulty breathing? Yes No

If yes then:

Return home and contact the local public health unit or your health care professional for further instructions.
Contact your manager.

If no then:

2 Have you travelled outside Canada in the past 14 days? Yes No

3 Have you had close contact with someone who has been tested for COVID-19 in the past 14 days? Yes No

4 Have you been in close contact with a person with acute respiratory illness who has travelled outside Canada? Yes No

If yes to one or more then:

Do not enter the building. Return home and contact the local public health unit or your health care professional for further instructions.
Do not return for 14 days without clearance from the public health unit.
Contact your manager.

Reduce your risk of infection by:

- frequently washing your hands with soap and water for at least 20 seconds
- coughing or sneezing into your arm or tissue
- avoiding touching your eyes, nose or mouth with unwashed hands
- avoiding close contact with people who are sick to avoid spreading the illness to others

For more information on COVID-19, please visit: Canada.ca/coronavirus

**Pages 68 to / à 83
are not relevant
sont non pertinentes**

**Pages 84 to / à 100
are not relevant
sont non pertinentes**