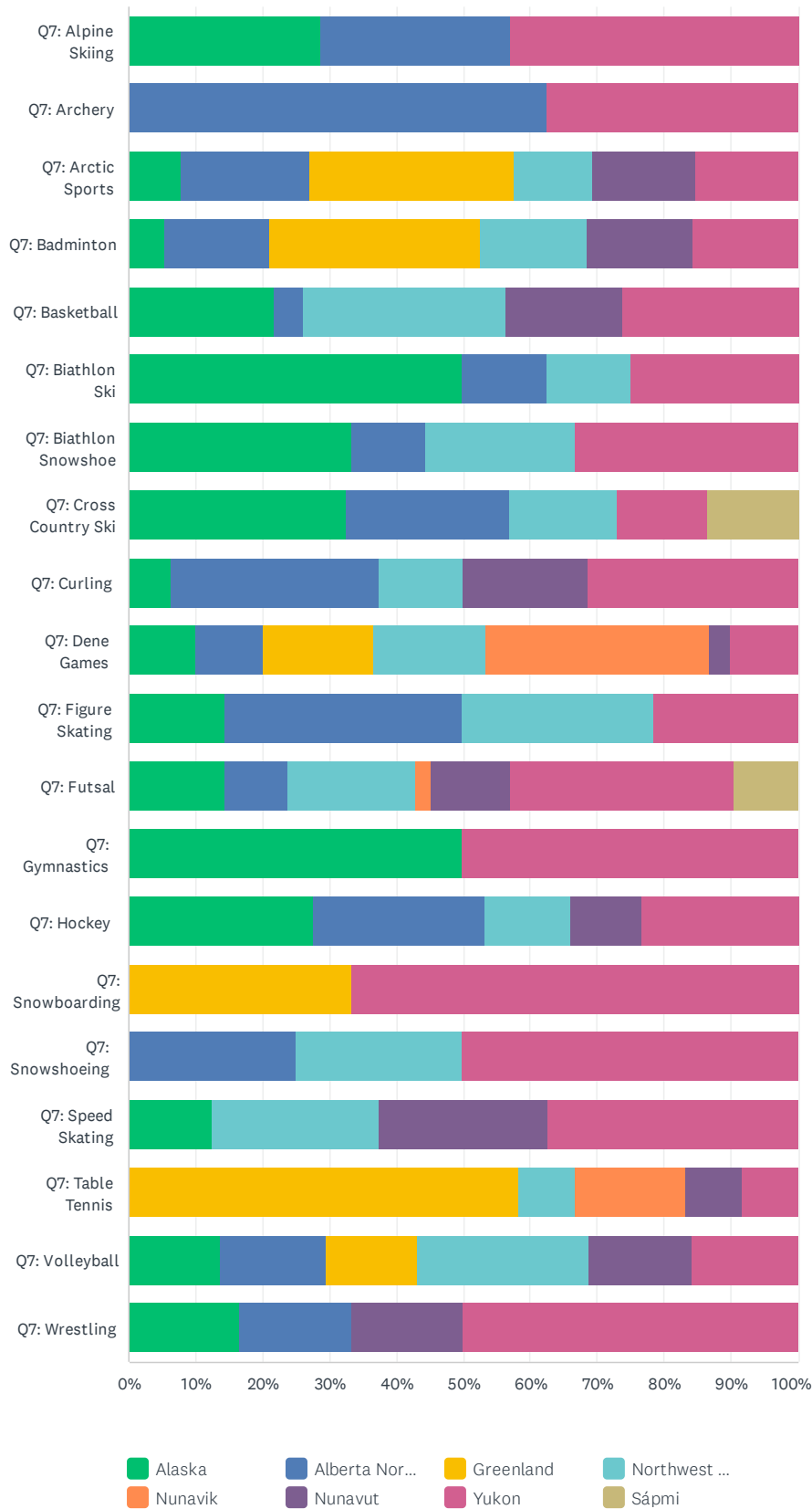


Q1 First, we need a bit of information about you as a participant or mission team member in the AWG 2023. Which team/contingent do you represent?

Answered: 372 Skipped: 0

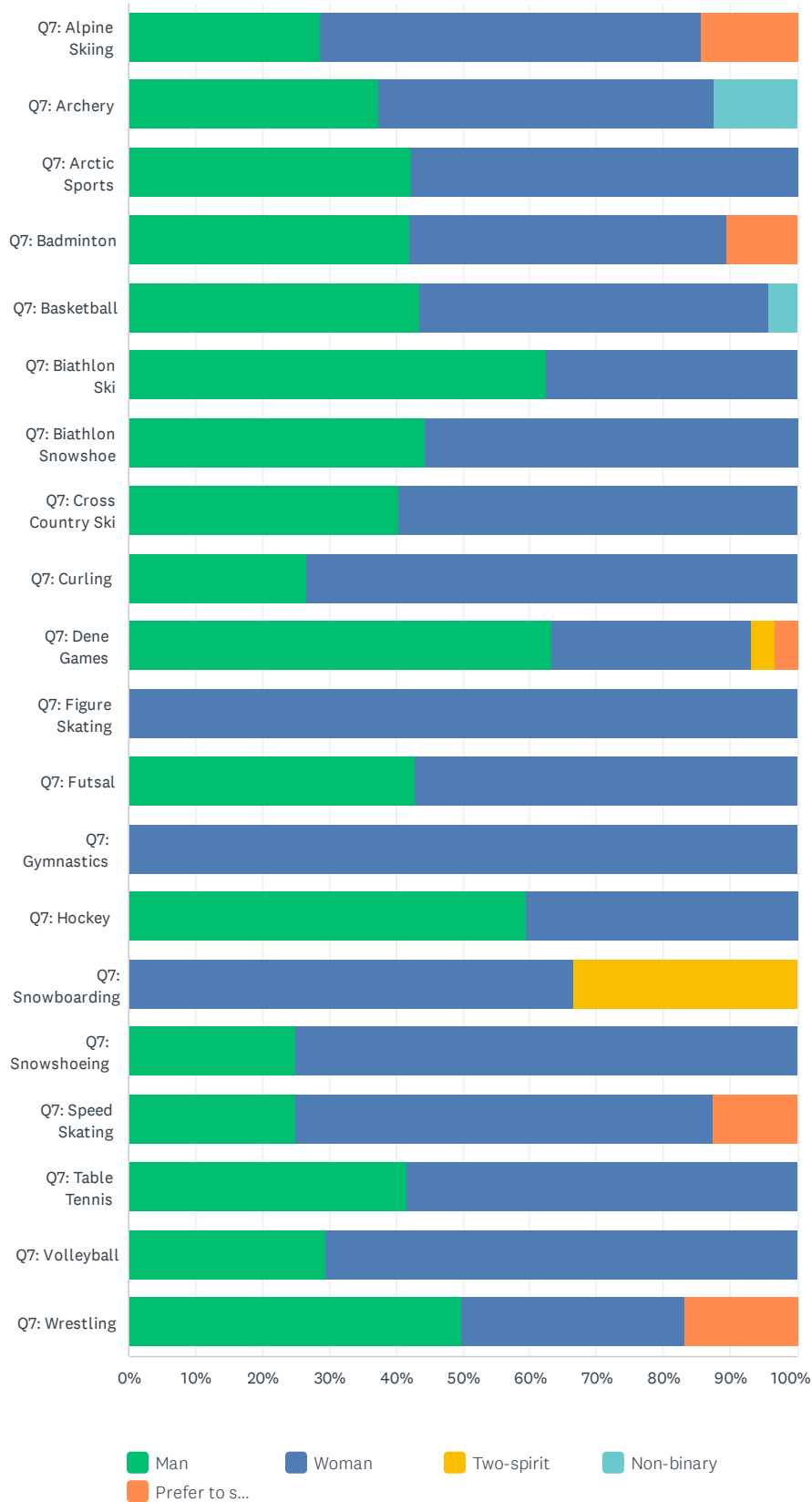


## Arctic Winter Games (AWG) 2023 Participant Survey

	ALASKA	ALBERTA NORTH	GREENLAND	NORTHWEST TERRITORIES	NUNAVIK	NUNAVUT	YUKON	SÁPMI	TOTAL
Q7: Alpine Skiing (A)	28.57% 2	28.57% 2	0.00% 0	0.00% 0	0.00% 0	0.00% 0	42.86% 3	0.00% 0	1.88% 7
Q7: Archery (B)	0.00% 0	62.50% 5	0.00% 0	0.00% 0	0.00% 0	0.00% 0	37.50% 3	0.00% 0	2.15% 8
Q7: Arctic Sports (C)	7.69% 2	19.23% 5	30.77% 8	11.54% 3	0.00% 0	15.38% 4	15.38% 4	0.00% 0	6.99% 26
Q7: Badminton (D)	5.26% 1	15.79% 3	31.58% 6	15.79% 3	0.00% 0	15.79% 3	15.79% 3	0.00% 0	5.11% 19
Q7: Basketball (E)	21.74% 5	4.35% 1	0.00% 0	30.43% 7	0.00% 0	17.39% 4	26.09% 6	0.00% 0	6.18% 23
Q7: Biathlon Ski (F)	50.00% 4	12.50% 1	0.00% 0	12.50% 1	0.00% 0	0.00% 0	25.00% 2	0.00% 0	2.15% 8
Q7: Biathlon Snowshoe (G)	33.33% 3	11.11% 1	0.00% 0	22.22% 2	0.00% 0	0.00% 0	33.33% 3	0.00% 0	2.42% 9
Q7: Cross Country Ski (H)	32.43% 12 JS	24.32% 9	0.00% 0 JS	16.22% 6	0.00% 0 J	0.00% 0 LNS	13.51% 5 L	13.51% 5 JNS	9.95% 37
Q7: Curling (I)	6.25% 1	31.25% 5	0.00% 0	12.50% 2	0.00% 0	18.75% 3	31.25% 5	0.00% 0	4.30% 16
Q7: Dene Games (J)	10.00% 3 H	10.00% 3	16.67% 5 HLN	16.67% 5	33.33% 10 HLNS	3.33% 1	10.00% 3 L	0.00% 0 H	8.06% 30
Q7: Figure Skating (K)	14.29% 2	35.71% 5	0.00% 0	28.57% 4	0.00% 0	0.00% 0	21.43% 3	0.00% 0	3.76% 14
Q7: Futsal (L)	14.29% 6	9.52% 4 N	0.00% 0 JS	19.05% 8	2.38% 1 J	11.90% 5 H	33.33% 14 HJS	9.52% 4 NS	11.29% 42
Q7: Gymnastics (M)	50.00% 1	0.00% 0	0.00% 0	0.00% 0	0.00% 0	0.00% 0	50.00% 1	0.00% 0	0.54% 2
Q7: Hockey (N)	27.66% 13	25.53% 12 L	0.00% 0 JS	12.77% 6	0.00% 0 J	10.64% 5 H	23.40% 11	0.00% 0 HL	12.63% 47
Q7: Snowboarding (O)	0.00% 0	0.00% 0	33.33% 1	0.00% 0	0.00% 0	0.00% 0	66.67% 2	0.00% 0	0.81% 3
Q7: Snowshoeing (P)	0.00% 0	25.00% 1	0.00% 0	25.00% 1	0.00% 0	0.00% 0	50.00% 2	0.00% 0	1.08% 4
Q7: Speed Skating (Q)	12.50% 1	0.00% 0	0.00% 0	25.00% 2	0.00% 0	25.00% 2	37.50% 3	0.00% 0	2.15% 8
Q7: Table Tennis (R)	0.00% 0	0.00% 0	58.33% 7	8.33% 1	16.67% 2	8.33% 1	8.33% 1	0.00% 0	3.23% 12
Q7: Volleyball (S)	13.73% 7 H	15.69% 8	13.73% 7 HLN	25.49% 13	0.00% 0 J	15.69% 8 H	15.69% 8 L	0.00% 0 HL	13.71% 51
Q7: Wrestling (T)	16.67% 1	16.67% 1	0.00% 0	0.00% 0	0.00% 0	16.67% 1	50.00% 3	0.00% 0	1.61% 6
Total Respondents	64	66	34	64	13	37	85	9	372

## Q2 Gender: how do you identify?

Answered: 371 Skipped: 1

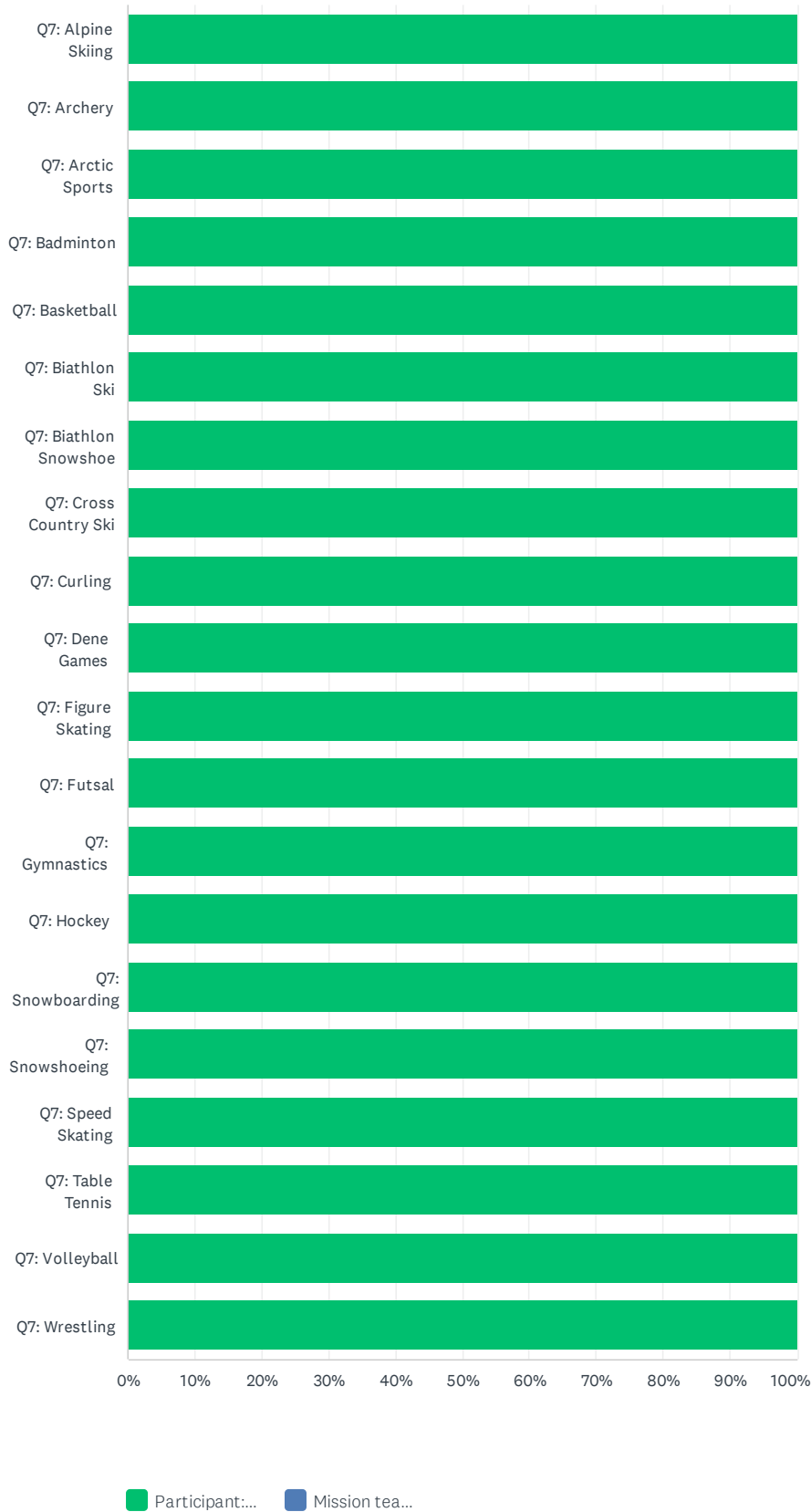


## Arctic Winter Games (AWG) 2023 Participant Survey

	MAN	WOMAN	TWO-SPIRIT	NON-BINARY	PREFER TO SELF-DESCRIBE (PLEASE SPECIFY):	TOTAL
Q7: Alpine Skiing (A)	28.57% 2	57.14% 4	0.00% 0	0.00% 0	14.29% 1	1.89% 7
Q7: Archery (B)	37.50% 3	50.00% 4	0.00% 0	12.50% 1	0.00% 0	2.16% 8
Q7: Arctic Sports (C)	42.31% 11	57.69% 15	0.00% 0	0.00% 0	0.00% 0	7.01% 26
Q7: Badminton (D)	42.11% 8	47.37% 9	0.00% 0	0.00% 0	10.53% 2	5.12% 19
Q7: Basketball (E)	43.48% 10	52.17% 12	0.00% 0	4.35% 1	0.00% 0	6.20% 23
Q7: Biathlon Ski (F)	62.50% 5	37.50% 3	0.00% 0	0.00% 0	0.00% 0	2.16% 8
Q7: Biathlon Snowshoe (G)	44.44% 4	55.56% 5	0.00% 0	0.00% 0	0.00% 0	2.43% 9
Q7: Cross Country Ski (H)	40.54% 15	59.46% 22 J	0.00% 0	0.00% 0	0.00% 0	9.97% 37
Q7: Curling (I)	26.67% 4	73.33% 11	0.00% 0	0.00% 0	0.00% 0	4.04% 15
Q7: Dene Games (J)	63.33% 19 S	30.00% 9 HLS	3.33% 1	0.00% 0	3.33% 1	8.09% 30
Q7: Figure Skating (K)	0.00% 0	100.00% 14	0.00% 0	0.00% 0	0.00% 0	3.77% 14
Q7: Futsal (L)	42.86% 18	57.14% 24 J	0.00% 0	0.00% 0	0.00% 0	11.32% 42
Q7: Gymnastics (M)	0.00% 0	100.00% 2	0.00% 0	0.00% 0	0.00% 0	0.54% 2
Q7: Hockey (N)	59.57% 28 S	40.43% 19 S	0.00% 0	0.00% 0	0.00% 0	12.67% 47
Q7: Snowboarding (O)	0.00% 0	66.67% 2	33.33% 1	0.00% 0	0.00% 0	0.81% 3
Q7: Snowshoeing (P)	25.00% 1	75.00% 3	0.00% 0	0.00% 0	0.00% 0	1.08% 4
Q7: Speed Skating (Q)	25.00% 2	62.50% 5	0.00% 0	0.00% 0	12.50% 1	2.16% 8
Q7: Table Tennis (R)	41.67% 5	58.33% 7	0.00% 0	0.00% 0	0.00% 0	3.23% 12
Q7: Volleyball (S)	29.41% 15 JN	70.59% 36 JN	0.00% 0	0.00% 0	0.00% 0	13.75% 51
Q7: Wrestling (T)	50.00% 3	33.33% 2	0.00% 0	0.00% 0	16.67% 1	1.62% 6
<b>Total Respondents</b>	<b>153</b>	<b>208</b>	<b>2</b>	<b>2</b>	<b>6</b>	<b>371</b>

Q3 Are you a participant (athlete or artistic/cultural performer) or a mission team member (i.e. assistant chef de mission, mission staff, coach, chaperone)?

Answered: 365 Skipped: 7

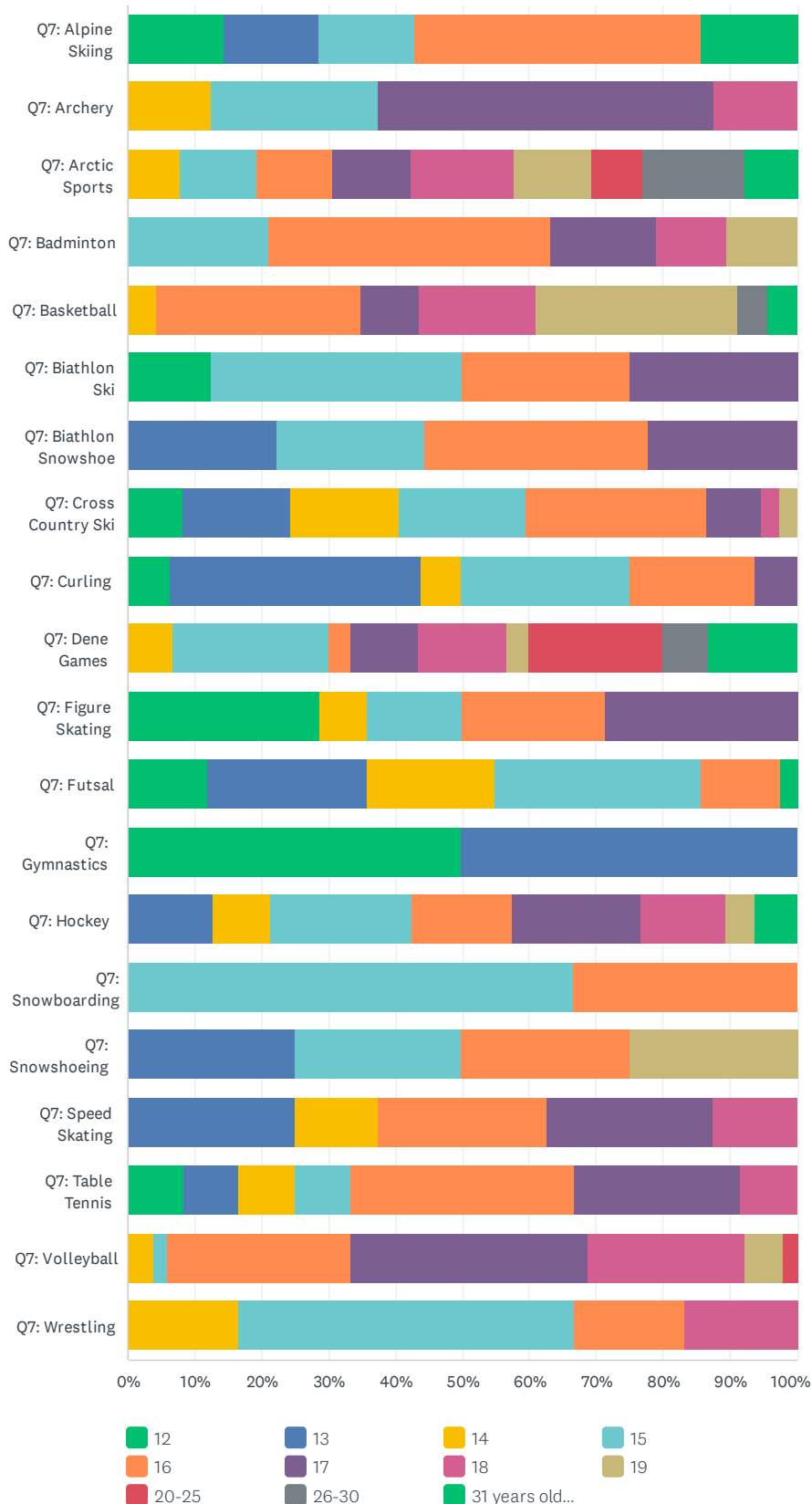


## Arctic Winter Games (AWG) 2023 Participant Survey

	PARTICIPANT: ATHLETE OR ARTISTIC/CULTURAL PERFORMER	MISSION TEAM MEMBER: I.E. ASSISTANT CHEF DE MISSION, COACH, MISSION STAFF, CHAPERONE	TOTAL
Q7: Alpine Skiing (A)	100.00% 6	0.00% 0	1.64% 6
Q7: Archery (B)	100.00% 8	0.00% 0	2.19% 8
Q7: Arctic Sports (C)	100.00% 25	0.00% 0	6.85% 25
Q7: Badminton (D)	100.00% 19	0.00% 0	5.21% 19
Q7: Basketball (E)	100.00% 23	0.00% 0	6.30% 23
Q7: Biathlon Ski (F)	100.00% 8	0.00% 0	2.19% 8
Q7: Biathlon Snowshoe (G)	100.00% 9	0.00% 0	2.47% 9
Q7: Cross Country Ski (H)	100.00% 37	0.00% 0	10.14% 37
Q7: Curling (I)	100.00% 15	0.00% 0	4.11% 15
Q7: Dene Games (J)	100.00% 29	0.00% 0	7.95% 29
Q7: Figure Skating (K)	100.00% 14	0.00% 0	3.84% 14
Q7: Futsal (L)	100.00% 42	0.00% 0	11.51% 42
Q7: Gymnastics (M)	100.00% 2	0.00% 0	0.55% 2
Q7: Hockey (N)	100.00% 45	0.00% 0	12.33% 45
Q7: Snowboarding (O)	100.00% 2	0.00% 0	0.55% 2
Q7: Snowshoeing (P)	100.00% 4	0.00% 0	1.10% 4
Q7: Speed Skating (Q)	100.00% 8	0.00% 0	2.19% 8
Q7: Table Tennis (R)	100.00% 12	0.00% 0	3.29% 12
Q7: Volleyball (S)	100.00% 51	0.00% 0	13.97% 51
Q7: Wrestling (T)	100.00% 6	0.00% 0	1.64% 6
<b>Total Respondents</b>	<b>365</b>	<b>0</b>	<b>365</b>

## Q4 How old are you?

Answered: 372 Skipped: 0



### Arctic Winter Games (AWG) 2023 Participant Survey

	12	13	14	15	16	17	18	19	20-25	26-30	31 YEARS OLD AND OVER	TOTAL
Q7: Alpine Skiing (A)	14.29% 1	14.29% 1	0.00% 0	14.29% 1	42.86% 3	0.00% 0	0.00% 0	0.00% 0	0.00% 0	0.00% 0	14.29% 1	1.88% 7
Q7: Archery (B)	0.00% 0	0.00% 0	12.50% 1	25.00% 2	0.00% 0	50.00% 4	12.50% 1	0.00% 0	0.00% 0	0.00% 0	0.00% 0	2.15% 8
Q7: Arctic Sports (C)	0.00% 0	0.00% 0	7.69% 2	11.54% 3	11.54% 3	11.54% 3	15.38% 4	11.54% 3	7.69% 2	15.38% 4	7.69% 2	6.99% 26
Q7: Badminton (D)	0.00% 0	0.00% 0	0.00% 0	21.05% 4	42.11% 8	15.79% 3	10.53% 2	10.53% 2	0.00% 0	0.00% 0	0.00% 0	5.11% 19
Q7: Basketball (E)	0.00% 0	0.00% 0	4.35% 1	0.00% 0	30.43% 7	8.70% 2	17.39% 4	30.43% 7	0.00% 0	4.35% 1	4.35% 1	6.18% 23
Q7: Biathlon Ski (F)	12.50% 1	0.00% 0	0.00% 0	37.50% 3	25.00% 2	25.00% 2	0.00% 0	0.00% 0	0.00% 0	0.00% 0	0.00% 0	2.15% 8
Q7: Biathlon Snowshoe (G)	0.00% 0	22.22% 2	0.00% 0	22.22% 2	33.33% 3	22.22% 2	0.00% 0	0.00% 0	0.00% 0	0.00% 0	0.00% 0	2.42% 9
Q7: Cross Country Ski (H)	8.11% 3 NS	16.22% 6 JS	16.22% 6 S	18.92% 7 S	27.03% 10 J	8.11% 3 S	2.70% 1 S	2.70% 1	0.00% 0 J	0.00% 0	0.00% 0 J	9.95% 37
Q7: Curling (I)	6.25% 1	37.50% 6	6.25% 1	25.00% 4	18.75% 3	6.25% 1	0.00% 0	0.00% 0	0.00% 0	0.00% 0	0.00% 0	4.30% 16
Q7: Dene Games (J)	0.00% 0 L	0.00% 0 HLN	6.67% 2	23.33% 7 S	3.33% 1 HS	10.00% 3 LS	13.33% 4 L	3.33% 1	20.00% 6 HLNS	6.67% 2	13.33% 4 HS	8.06% 30
Q7: Figure Skating (K)	28.57% 4	0.00% 0	7.14% 1	14.29% 2	21.43% 3	28.57% 4	0.00% 0	0.00% 0	0.00% 0	0.00% 0	0.00% 0	3.76% 14
Q7: Futsal (L)	11.90% 5 JNS	23.81% 10 JS	19.05% 8 S	30.95% 13 S	11.90% 5	0.00% 0	0.00% 0	0.00% 0	0.00% 0	0.00% 0	2.38% 1	11.29% 42
Q7: Gymnastics (M)	50.00% 1	50.00% 1	0.00% 0	0.00% 0	0.00% 0	0.00% 0	0.00% 0	0.00% 0	0.00% 0	0.00% 0	0.00% 0	0.54% 2
Q7: Hockey (N)	0.00% 0 HL	12.77% 6 JS	8.51% 4	21.28% 10 S	14.89% 7	19.15% 9 L	12.77% 6 L	4.26% 2	0.00% 0 J	0.00% 0	6.38% 3	12.63% 47
Q7: Snowboarding (O)	0.00% 0	0.00% 0	0.00% 0	66.67% 2	33.33% 1	0.00% 0	0.00% 0	0.00% 0	0.00% 0	0.00% 0	0.00% 0	0.81% 3
Q7: Snowshoeing (P)	0.00% 0	25.00% 1	0.00% 0	25.00% 1	25.00% 1	0.00% 0	0.00% 0	25.00% 1	0.00% 0	0.00% 0	0.00% 0	1.08% 4
Q7: Speed Skating (Q)	0.00% 0	25.00% 2	12.50% 1	0.00% 0	25.00% 2	25.00% 2	12.50% 1	0.00% 0	0.00% 0	0.00% 0	0.00% 0	2.15% 8
Q7: Table Tennis (R)	8.33% 1	8.33% 1	8.33% 1	8.33% 1	33.33% 4	25.00% 3	8.33% 1	0.00% 0	0.00% 0	0.00% 0	0.00% 0	3.23% 12
Q7: Volleyball (S)	0.00% 0 HL	0.00% 0 HLN	3.92% 2 HL	1.96% 1 HJLN	27.45% 14 J	35.29% 18 HJL	23.53% 12 HL	5.88% 3	1.96% 1 J	0.00% 0	0.00% 0 J	13.71% 51
Q7: Wrestling (T)	0.00% 0	0.00% 0	16.67% 1	50.00% 3	16.67% 1	0.00% 0	16.67% 1	0.00% 0	0.00% 0	0.00% 0	0.00% 0	1.61% 6
Total Respondents	17	36	31	66	78	59	37	20	9	7	12	372

## Q5 How old are you?

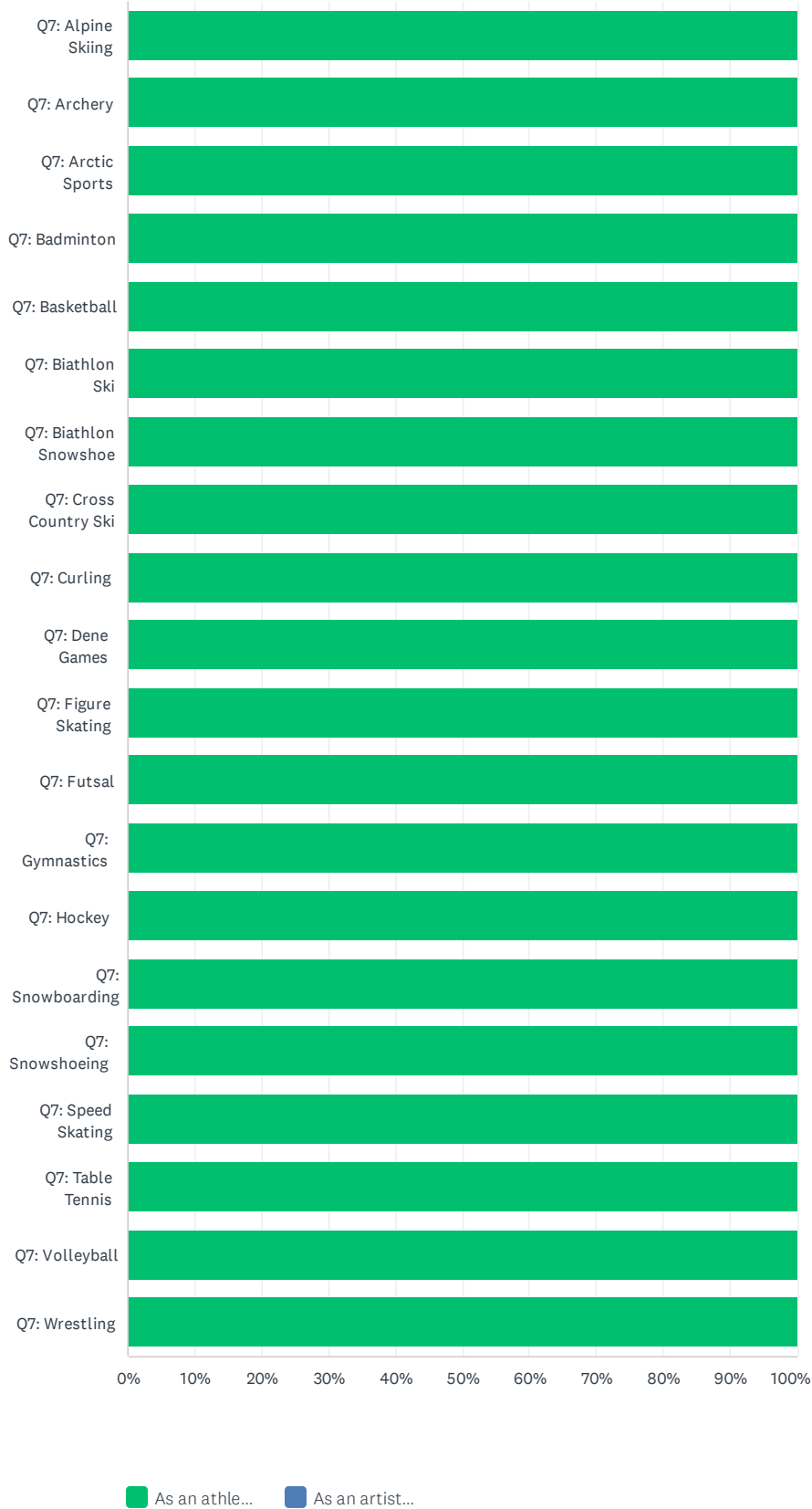
Answered: 0 Skipped: 372

 No matching responses.

	18-19	20-25	26-30	31-35	36-45	46-60	61 AND OVER	TOTAL
Q7: Alpine Skiing (A)	0.00% 0	0.00% 0	0.00% 0	0.00% 0	0.00% 0	0.00% 0	0.00% 0	0
Q7: Archery (B)	0.00% 0	0.00% 0	0.00% 0	0.00% 0	0.00% 0	0.00% 0	0.00% 0	0
Q7: Arctic Sports (C)	0.00% 0	0.00% 0	0.00% 0	0.00% 0	0.00% 0	0.00% 0	0.00% 0	0
Q7: Badminton (D)	0.00% 0	0.00% 0	0.00% 0	0.00% 0	0.00% 0	0.00% 0	0.00% 0	0
Q7: Basketball (E)	0.00% 0	0.00% 0	0.00% 0	0.00% 0	0.00% 0	0.00% 0	0.00% 0	0
Q7: Biathlon Ski (F)	0.00% 0	0.00% 0	0.00% 0	0.00% 0	0.00% 0	0.00% 0	0.00% 0	0
Q7: Biathlon Snowshoe (G)	0.00% 0	0.00% 0	0.00% 0	0.00% 0	0.00% 0	0.00% 0	0.00% 0	0
Q7: Cross Country Ski (H)	0.00% 0	0.00% 0	0.00% 0	0.00% 0	0.00% 0	0.00% 0	0.00% 0	0
Q7: Curling (I)	0.00% 0	0.00% 0	0.00% 0	0.00% 0	0.00% 0	0.00% 0	0.00% 0	0
Q7: Dene Games (J)	0.00% 0	0.00% 0	0.00% 0	0.00% 0	0.00% 0	0.00% 0	0.00% 0	0
Q7: Figure Skating (K)	0.00% 0	0.00% 0	0.00% 0	0.00% 0	0.00% 0	0.00% 0	0.00% 0	0
Q7: Futsal (L)	0.00% 0	0.00% 0	0.00% 0	0.00% 0	0.00% 0	0.00% 0	0.00% 0	0
Q7: Gymnastics (M)	0.00% 0	0.00% 0	0.00% 0	0.00% 0	0.00% 0	0.00% 0	0.00% 0	0
Q7: Hockey (N)	0.00% 0	0.00% 0	0.00% 0	0.00% 0	0.00% 0	0.00% 0	0.00% 0	0
Q7: Snowboarding (O)	0.00% 0	0.00% 0	0.00% 0	0.00% 0	0.00% 0	0.00% 0	0.00% 0	0
Q7: Snowshoeing (P)	0.00% 0	0.00% 0	0.00% 0	0.00% 0	0.00% 0	0.00% 0	0.00% 0	0
Q7: Speed Skating (Q)	0.00% 0	0.00% 0	0.00% 0	0.00% 0	0.00% 0	0.00% 0	0.00% 0	0
Q7: Table Tennis (R)	0.00% 0	0.00% 0	0.00% 0	0.00% 0	0.00% 0	0.00% 0	0.00% 0	0
Q7: Volleyball (S)	0.00% 0	0.00% 0	0.00% 0	0.00% 0	0.00% 0	0.00% 0	0.00% 0	0
Q7: Wrestling (T)	0.00% 0	0.00% 0	0.00% 0	0.00% 0	0.00% 0	0.00% 0	0.00% 0	0
Total Respondents	0	0	0	0	0	0	0	0

### Q6 In what capacity are you participating in the AWG 2023

Answered: 372 Skipped: 0

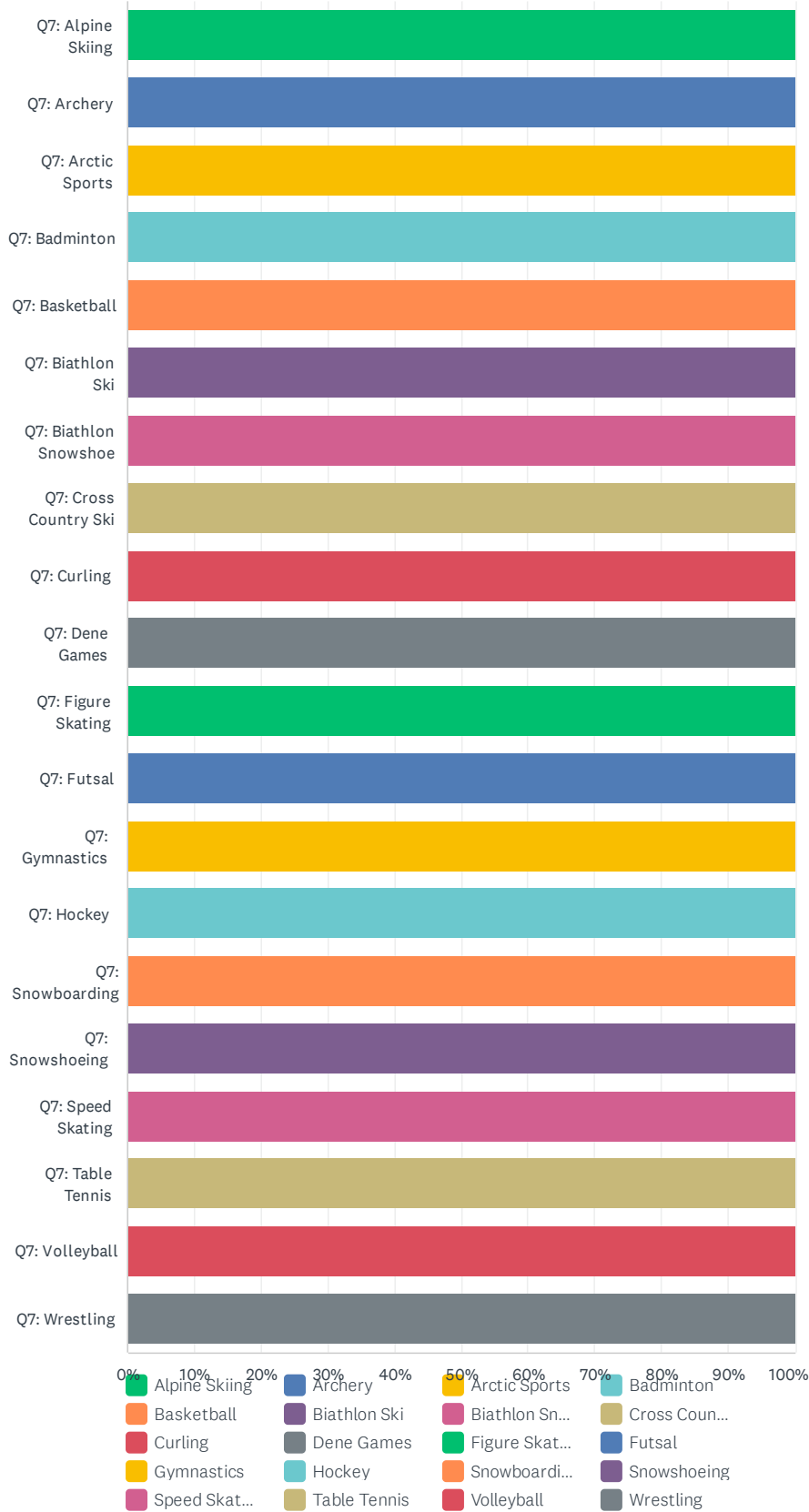


## Arctic Winter Games (AWG) 2023 Participant Survey

	AS AN ATHLETE : PARTICIPATING IN THE SPORT COMPETITIONS	AS AN ARTISTIC/CULTURAL PERFORMER: PERFORMING IN THE CULTURAL GALA	TOTAL
Q7: Alpine Skiing (A)	100.00% 7	0.00% 0	1.88% 7
Q7: Archery (B)	100.00% 8	0.00% 0	2.15% 8
Q7: Arctic Sports (C)	100.00% 26	0.00% 0	6.99% 26
Q7: Badminton (D)	100.00% 19	0.00% 0	5.11% 19
Q7: Basketball (E)	100.00% 23	0.00% 0	6.18% 23
Q7: Biathlon Ski (F)	100.00% 8	0.00% 0	2.15% 8
Q7: Biathlon Snowshoe (G)	100.00% 9	0.00% 0	2.42% 9
Q7: Cross Country Ski (H)	100.00% 37	0.00% 0	9.95% 37
Q7: Curling (I)	100.00% 16	0.00% 0	4.30% 16
Q7: Dene Games (J)	100.00% 30	0.00% 0	8.06% 30
Q7: Figure Skating (K)	100.00% 14	0.00% 0	3.76% 14
Q7: Futsal (L)	100.00% 42	0.00% 0	11.29% 42
Q7: Gymnastics (M)	100.00% 2	0.00% 0	0.54% 2
Q7: Hockey (N)	100.00% 47	0.00% 0	12.63% 47
Q7: Snowboarding (O)	100.00% 3	0.00% 0	0.81% 3
Q7: Snowshoeing (P)	100.00% 4	0.00% 0	1.08% 4
Q7: Speed Skating (Q)	100.00% 8	0.00% 0	2.15% 8
Q7: Table Tennis (R)	100.00% 12	0.00% 0	3.23% 12
Q7: Volleyball (S)	100.00% 51	0.00% 0	13.71% 51
Q7: Wrestling (T)	100.00% 6	0.00% 0	1.61% 6
<b>Total Respondents</b>	<b>372</b>	<b>0</b>	<b>372</b>

### Q7 Which sports are you competing in?

Answered: 372 Skipped: 0



## Arctic Winter Games (AWG) 2023 Participant Survey

	ALPINE SKIING	ARCHERY	ARCTIC SPORTS	BADMINTON	BASKETBALL	BIATHLON SKI	BIATHLON SNOWSHOE	CROSS COUNTRY SKI	CURLING	DENE GAMES	FIG SKI
Q7: Alpine Skiing (A)	100.00% 7	0.00% 0	0.00% 0	0.00% 0	0.00% 0	0.00% 0	0.00% 0	0.00% 0	0.00% 0	0.00% 0	
Q7: Archery (B)	0.00% 0	100.00% 8	0.00% 0	0.00% 0	0.00% 0	0.00% 0	0.00% 0	0.00% 0	0.00% 0	0.00% 0	
Q7: Arctic Sports (C)	0.00% 0	0.00% 0	100.00% 26	0.00% 0	0.00% 0	0.00% 0	0.00% 0	0.00% 0	0.00% 0	0.00% 0	
Q7: Badminton (D)	0.00% 0	0.00% 0	0.00% 0	100.00% 19	0.00% 0	0.00% 0	0.00% 0	0.00% 0	0.00% 0	0.00% 0	
Q7: Basketball (E)	0.00% 0	0.00% 0	0.00% 0	0.00% 0	100.00% 23	0.00% 0	0.00% 0	0.00% 0	0.00% 0	0.00% 0	
Q7: Biathlon Ski (F)	0.00% 0	0.00% 0	0.00% 0	0.00% 0	0.00% 0	100.00% 8	0.00% 0	0.00% 0	0.00% 0	0.00% 0	
Q7: Biathlon Snowshoe (G)	0.00% 0	0.00% 0	0.00% 0	0.00% 0	0.00% 0	0.00% 0	100.00% 9	0.00% 0	0.00% 0	0.00% 0	
Q7: Cross Country Ski (H)	0.00% 0	0.00% 0	0.00% 0	0.00% 0	0.00% 0	0.00% 0	0.00% 0	100.00% 37 JLNS	0.00% 0	0.00% 0 J	
Q7: Curling (I)	0.00% 0	0.00% 0	0.00% 0	0.00% 0	0.00% 0	0.00% 0	0.00% 0	0.00% 0	100.00% 16	0.00% 0	
Q7: Dene Games (J)	0.00% 0	0.00% 0	0.00% 0	0.00% 0	0.00% 0	0.00% 0	0.00% 0	0.00% 0 H	0.00% 0	100.00% 30 HLNS	
Q7: Figure Skating (K)	0.00% 0	0.00% 0	0.00% 0	0.00% 0	0.00% 0	0.00% 0	0.00% 0	0.00% 0	0.00% 0	0.00% 0	10
Q7: Futsal (L)	0.00% 0	0.00% 0	0.00% 0	0.00% 0	0.00% 0	0.00% 0	0.00% 0	0.00% 0 H	0.00% 0	0.00% 0 J	
Q7: Gymnastics (M)	0.00% 0	0.00% 0	0.00% 0	0.00% 0	0.00% 0	0.00% 0	0.00% 0	0.00% 0	0.00% 0	0.00% 0	
Q7: Hockey (N)	0.00% 0	0.00% 0	0.00% 0	0.00% 0	0.00% 0	0.00% 0	0.00% 0	0.00% 0 H	0.00% 0	0.00% 0 J	
Q7: Snowboarding (O)	0.00% 0	0.00% 0	0.00% 0	0.00% 0	0.00% 0	0.00% 0	0.00% 0	0.00% 0	0.00% 0	0.00% 0	
Q7: Snowshoeing (P)	0.00% 0	0.00% 0	0.00% 0	0.00% 0	0.00% 0	0.00% 0	0.00% 0	0.00% 0	0.00% 0	0.00% 0	
Q7: Speed Skating (Q)	0.00% 0	0.00% 0	0.00% 0	0.00% 0	0.00% 0	0.00% 0	0.00% 0	0.00% 0	0.00% 0	0.00% 0	
Q7: Table Tennis (R)	0.00% 0	0.00% 0	0.00% 0	0.00% 0	0.00% 0	0.00% 0	0.00% 0	0.00% 0	0.00% 0	0.00% 0	
Q7: Volleyball (S)	0.00% 0	0.00% 0	0.00% 0	0.00% 0	0.00% 0	0.00% 0	0.00% 0	0.00% 0 H	0.00% 0	0.00% 0 J	
Q7: Wrestling (T)	0.00% 0	0.00% 0	0.00% 0	0.00% 0	0.00% 0	0.00% 0	0.00% 0	0.00% 0	0.00% 0	0.00% 0	
<b>Total Respondents</b>	<b>7</b>	<b>8</b>	<b>26</b>	<b>19</b>	<b>23</b>	<b>8</b>	<b>9</b>	<b>37</b>	<b>16</b>	<b>30</b>	<b>14</b>

## Q8 What is your artistic discipline?

Answered: 0 Skipped: 372

▲ No matching responses.

	THEATRE	DANCE	MUSIC	TOTAL
Q7: Alpine Skiing (A)	0.00% 0	0.00% 0	0.00% 0	0
Q7: Archery (B)	0.00% 0	0.00% 0	0.00% 0	0
Q7: Arctic Sports (C)	0.00% 0	0.00% 0	0.00% 0	0
Q7: Badminton (D)	0.00% 0	0.00% 0	0.00% 0	0
Q7: Basketball (E)	0.00% 0	0.00% 0	0.00% 0	0
Q7: Biathlon Ski (F)	0.00% 0	0.00% 0	0.00% 0	0
Q7: Biathlon Snowshoe (G)	0.00% 0	0.00% 0	0.00% 0	0
Q7: Cross Country Ski (H)	0.00% 0	0.00% 0	0.00% 0	0
Q7: Curling (I)	0.00% 0	0.00% 0	0.00% 0	0
Q7: Dene Games (J)	0.00% 0	0.00% 0	0.00% 0	0
Q7: Figure Skating (K)	0.00% 0	0.00% 0	0.00% 0	0
Q7: Futsal (L)	0.00% 0	0.00% 0	0.00% 0	0
Q7: Gymnastics (M)	0.00% 0	0.00% 0	0.00% 0	0
Q7: Hockey (N)	0.00% 0	0.00% 0	0.00% 0	0
Q7: Snowboarding (O)	0.00% 0	0.00% 0	0.00% 0	0
Q7: Snowshoeing (P)	0.00% 0	0.00% 0	0.00% 0	0
Q7: Speed Skating (Q)	0.00% 0	0.00% 0	0.00% 0	0
Q7: Table Tennis (R)	0.00% 0	0.00% 0	0.00% 0	0
Q7: Volleyball (S)	0.00% 0	0.00% 0	0.00% 0	0
Q7: Wrestling (T)	0.00% 0	0.00% 0	0.00% 0	0
Total Respondents	0	0	0	0

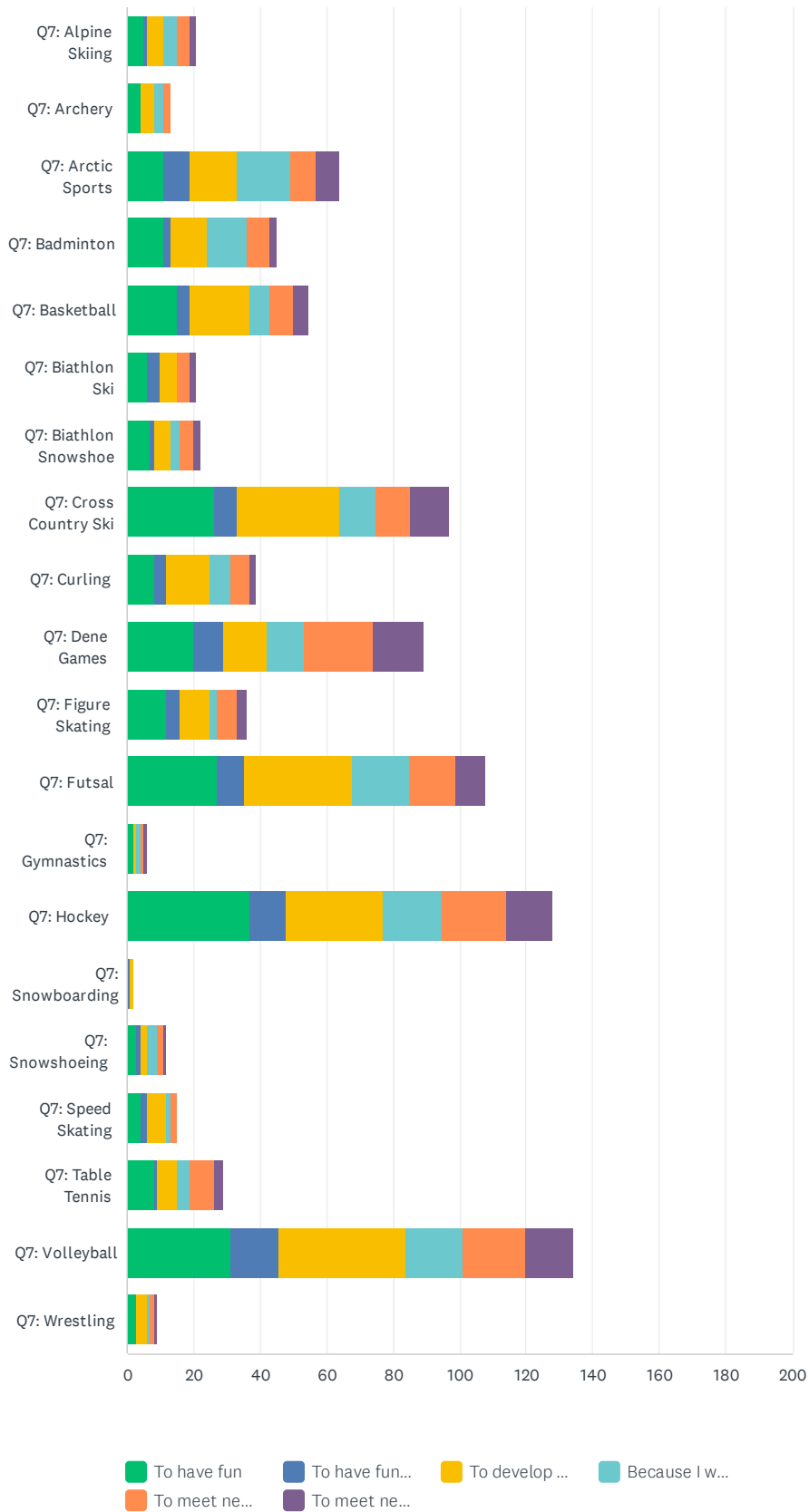
## Arctic Winter Games (AWG) 2023 Participant Survey

	OTHER (PLEASE SPECIFY)	TOTAL
Q7: Alpine Skiing (A)	0	0
Q7: Archery (B)	0	0
Q7: Arctic Sports (C)	0	0
Q7: Badminton (D)	0	0
Q7: Basketball (E)	0	0
Q7: Biathlon Ski (F)	0	0
Q7: Biathlon Snowshoe (G)	0	0
Q7: Cross Country Ski (H)	0	0
Q7: Curling (I)	0	0
Q7: Dene Games (J)	0	0
Q7: Figure Skating (K)	0	0
Q7: Futsal (L)	0	0
Q7: Gymnastics (M)	0	0
Q7: Hockey (N)	0	0
Q7: Snowboarding (O)	0	0
Q7: Snowshoeing (P)	0	0
Q7: Speed Skating (Q)	0	0
Q7: Table Tennis (R)	0	0
Q7: Volleyball (S)	0	0
Q7: Wrestling (T)	0	0

Q9 Why did you want to participate in the AWG 2023? Please choose among the possible answers below only those that had the most impact on your decision to participate.

Answered: 362 Skipped: 10

# Arctic Winter Games (AWG) 2023 Participant Survey



### Arctic Winter Games (AWG) 2023 Participant Survey

	TO HAVE FUN	TO HAVE FUN IN THE NORTH/ARCTIC	TO DEVELOP AS AN ATHLETE/ AS ARTISTIC/CULTURAL PERFORMER	BECAUSE I WAS RECRUITED/ENCOURAGED (BY MY COACH, FRIENDS, FAMILY...)	TO MEET NEW FRIENDS	TO MEET NEW FRIENDS FROM THE NORTH/ARCTIC	TOTAL
Q7: Alpine Skiing (A)	71.43% 5	14.29% 1	71.43% 5	57.14% 4	57.14% 4	28.57% 2	5.80% 21
Q7: Archery (B)	57.14% 4	0.00% 0	57.14% 4	42.86% 3	28.57% 2	0.00% 0	3.59% 13
Q7: Arctic Sports (C)	42.31% 11	30.77% 8	53.85% 14	61.54% 16	30.77% 8	26.92% 7	17.68% 64
Q7: Badminton (D)	61.11% 11	11.11% 2	61.11% 11	66.67% 12	38.89% 7	11.11% 2	12.43% 45
Q7: Basketball (E)	65.22% 15	17.39% 4	78.26% 18	26.09% 6	30.43% 7	21.74% 5	15.19% 55
Q7: Biathlon Ski (F)	75.00% 6	50.00% 4	62.50% 5	0.00% 0	50.00% 4	25.00% 2	5.80% 21
Q7: Biathlon Snowshoe (G)	77.78% 7	11.11% 1	55.56% 5	33.33% 3	44.44% 4	22.22% 2	6.08% 22
Q7: Cross Country Ski (H)	70.27% 26 N	18.92% 7	83.78% 31 J	29.73% 11	27.03% 10 J	32.43% 12	26.80% 97
Q7: Curling (I)	53.33% 8	26.67% 4	86.67% 13	40.00% 6	40.00% 6	13.33% 2	10.77% 39
Q7: Dene Games (J)	66.67% 20 N	30.00% 9	43.33% 13 HLNS	36.67% 11	70.00% 21 HLNS	50.00% 15 LS	24.59% 89
Q7: Figure Skating (K)	85.71% 12	28.57% 4	64.29% 9	14.29% 2	42.86% 6	21.43% 3	9.94% 36
Q7: Futsal (L)	64.29% 27 N	19.05% 8	78.57% 33 J	40.48% 17	33.33% 14 J	21.43% 9 J	29.83% 108
Q7: Gymnastics (M)	100.00% 2	0.00% 0	50.00% 1	50.00% 1	50.00% 1	50.00% 1	1.66% 6
Q7: Hockey (N)	90.24% 37 HJLS	26.83% 11	70.73% 29 J	43.90% 18	46.34% 19 J	34.15% 14	35.36% 128
Q7: Snowboarding (O)	0.00% 0	50.00% 1	50.00% 1	0.00% 0	0.00% 0	0.00% 0	0.55% 2
Q7: Snowshoeing (P)	75.00% 3	25.00% 1	50.00% 2	75.00% 3	50.00% 2	25.00% 1	3.31% 12
Q7: Speed Skating (Q)	50.00% 4	25.00% 2	75.00% 6	12.50% 1	25.00% 2	0.00% 0	4.14% 15
Q7: Table Tennis (R)	66.67% 8	8.33% 1	50.00% 6	33.33% 4	58.33% 7	25.00% 3	8.01% 29
Q7: Volleyball (S)	60.78% 31 N	29.41% 15	74.51% 38 J	33.33% 17	37.25% 19 J	27.45% 14 J	37.02% 134
Q7: Wrestling (T)	50.00% 3	0.00% 0	50.00% 3	16.67% 1	16.67% 1	16.67% 1	2.49% 9
Total Respondents	240	83	247	136	144	95	362

### Q10 In what capacity are you participating in the AWG 2023

Answered: 0 Skipped: 372

 No matching responses.

	AS CHEF DE MISSION OR ASSISTANT CHEF DE MISSION	AS COACH	AS MISSION STAFF OR CHAPERONE	OTHER (PLEASE SPECIFY)	TOTAL
Q7: Alpine Skiing (A)	0.00% 0	0.00% 0	0.00% 0	0.00% 0	0
Q7: Archery (B)	0.00% 0	0.00% 0	0.00% 0	0.00% 0	0
Q7: Arctic Sports (C)	0.00% 0	0.00% 0	0.00% 0	0.00% 0	0
Q7: Badminton (D)	0.00% 0	0.00% 0	0.00% 0	0.00% 0	0
Q7: Basketball (E)	0.00% 0	0.00% 0	0.00% 0	0.00% 0	0
Q7: Biathlon Ski (F)	0.00% 0	0.00% 0	0.00% 0	0.00% 0	0
Q7: Biathlon Snowshoe (G)	0.00% 0	0.00% 0	0.00% 0	0.00% 0	0
Q7: Cross Country Ski (H)	0.00% 0	0.00% 0	0.00% 0	0.00% 0	0
Q7: Curling (I)	0.00% 0	0.00% 0	0.00% 0	0.00% 0	0
Q7: Dene Games (J)	0.00% 0	0.00% 0	0.00% 0	0.00% 0	0
Q7: Figure Skating (K)	0.00% 0	0.00% 0	0.00% 0	0.00% 0	0
Q7: Futsal (L)	0.00% 0	0.00% 0	0.00% 0	0.00% 0	0
Q7: Gymnastics (M)	0.00% 0	0.00% 0	0.00% 0	0.00% 0	0
Q7: Hockey (N)	0.00% 0	0.00% 0	0.00% 0	0.00% 0	0
Q7: Snowboarding (O)	0.00% 0	0.00% 0	0.00% 0	0.00% 0	0
Q7: Snowshoeing (P)	0.00% 0	0.00% 0	0.00% 0	0.00% 0	0
Q7: Speed Skating (Q)	0.00% 0	0.00% 0	0.00% 0	0.00% 0	0
Q7: Table Tennis (R)	0.00% 0	0.00% 0	0.00% 0	0.00% 0	0
Q7: Volleyball (S)	0.00% 0	0.00% 0	0.00% 0	0.00% 0	0
Q7: Wrestling (T)	0.00% 0	0.00% 0	0.00% 0	0.00% 0	0
Total Respondents	0	0	0	0	0

Q11 As coach, mission staff, chaperone or other role assigned to one or two specific activities (sport or artistic/cultural performance), which are you mostly working with:

Answered: 0 Skipped: 372

 No matching responses.

## Arctic Winter Games (AWG) 2023 Participant Survey

	ALPINE SKIING	ARCHERY	ARCTIC SPORTS	BADMINTON	BASKETBALL	BIATHLON SKI	BIATHLON SNOWSHOE	CROSS COUNTRY SKI	CURLING	DENE GAMES	FIGURE SKATING
Q7: Alpine Skiing (A)	0.00% 0	0.00% 0	0.00% 0	0.00% 0	0.00% 0	0.00% 0	0.00% 0	0.00% 0	0.00% 0	0.00% 0	0
Q7: Archery (B)	0.00% 0	0.00% 0	0.00% 0	0.00% 0	0.00% 0	0.00% 0	0.00% 0	0.00% 0	0.00% 0	0.00% 0	0
Q7: Arctic Sports (C)	0.00% 0	0.00% 0	0.00% 0	0.00% 0	0.00% 0	0.00% 0	0.00% 0	0.00% 0	0.00% 0	0.00% 0	0
Q7: Badminton (D)	0.00% 0	0.00% 0	0.00% 0	0.00% 0	0.00% 0	0.00% 0	0.00% 0	0.00% 0	0.00% 0	0.00% 0	0
Q7: Basketball (E)	0.00% 0	0.00% 0	0.00% 0	0.00% 0	0.00% 0	0.00% 0	0.00% 0	0.00% 0	0.00% 0	0.00% 0	0
Q7: Biathlon Ski (F)	0.00% 0	0.00% 0	0.00% 0	0.00% 0	0.00% 0	0.00% 0	0.00% 0	0.00% 0	0.00% 0	0.00% 0	0
Q7: Biathlon Snowshoe (G)	0.00% 0	0.00% 0	0.00% 0	0.00% 0	0.00% 0	0.00% 0	0.00% 0	0.00% 0	0.00% 0	0.00% 0	0
Q7: Cross Country Ski (H)	0.00% 0	0.00% 0	0.00% 0	0.00% 0	0.00% 0	0.00% 0	0.00% 0	0.00% 0	0.00% 0	0.00% 0	0
Q7: Curling (I)	0.00% 0	0.00% 0	0.00% 0	0.00% 0	0.00% 0	0.00% 0	0.00% 0	0.00% 0	0.00% 0	0.00% 0	0
Q7: Dene Games (J)	0.00% 0	0.00% 0	0.00% 0	0.00% 0	0.00% 0	0.00% 0	0.00% 0	0.00% 0	0.00% 0	0.00% 0	0
Q7: Figure Skating (K)	0.00% 0	0.00% 0	0.00% 0	0.00% 0	0.00% 0	0.00% 0	0.00% 0	0.00% 0	0.00% 0	0.00% 0	0
Q7: Futsal (L)	0.00% 0	0.00% 0	0.00% 0	0.00% 0	0.00% 0	0.00% 0	0.00% 0	0.00% 0	0.00% 0	0.00% 0	0
Q7: Gymnastics (M)	0.00% 0	0.00% 0	0.00% 0	0.00% 0	0.00% 0	0.00% 0	0.00% 0	0.00% 0	0.00% 0	0.00% 0	0
Q7: Hockey (N)	0.00% 0	0.00% 0	0.00% 0	0.00% 0	0.00% 0	0.00% 0	0.00% 0	0.00% 0	0.00% 0	0.00% 0	0
Q7: Snowboarding (O)	0.00% 0	0.00% 0	0.00% 0	0.00% 0	0.00% 0	0.00% 0	0.00% 0	0.00% 0	0.00% 0	0.00% 0	0
Q7: Snowshoeing (P)	0.00% 0	0.00% 0	0.00% 0	0.00% 0	0.00% 0	0.00% 0	0.00% 0	0.00% 0	0.00% 0	0.00% 0	0
Q7: Speed Skating (Q)	0.00% 0	0.00% 0	0.00% 0	0.00% 0	0.00% 0	0.00% 0	0.00% 0	0.00% 0	0.00% 0	0.00% 0	0
Q7: Table Tennis (R)	0.00% 0	0.00% 0	0.00% 0	0.00% 0	0.00% 0	0.00% 0	0.00% 0	0.00% 0	0.00% 0	0.00% 0	0
Q7: Volleyball (S)	0.00% 0	0.00% 0	0.00% 0	0.00% 0	0.00% 0	0.00% 0	0.00% 0	0.00% 0	0.00% 0	0.00% 0	0
Q7: Wrestling (T)	0.00% 0	0.00% 0	0.00% 0	0.00% 0	0.00% 0	0.00% 0	0.00% 0	0.00% 0	0.00% 0	0.00% 0	0
Total Respondents	0	0	0	0	0	0	0	0	0	0	0

Q12 Why did you want to participate in the AWG 2023? Please choose among the possible answers below only those that had the most impact on your decision to participate.

Answered: 0 Skipped: 372

 No matching responses.

Arctic Winter Games (AWG) 2023 Participant Survey

	TO HAVE FUN	TO HAVE FUN IN THE NORTH/ARCTIC	TO SUPPORT YOUNG ATHLETES	TO SUPPORT YOUNG ARTISTIC/CULTURAL PERFORMERS	TO SUPPORT YOUTH	TO SUPPORT THE ARCTIC WINTER GAMES	TO MEET NEW PEOPLE FROM THE NORTH/ARCTIC OR TO SEE THE PEOPLE I MET AT PREVIOUS AWG	TO SUPPORT MY TEAM/CONTINGENT	TO SUPPORT MYSELF AS AN ATHLETE/SPORTSMAN
Q7: Alpine Skiing (A)	0.00% 0	0.00% 0	0.00% 0	0.00% 0	0.00% 0	0.00% 0	0.00% 0	0.00% 0	0.00% 0
Q7: Archery (B)	0.00% 0	0.00% 0	0.00% 0	0.00% 0	0.00% 0	0.00% 0	0.00% 0	0.00% 0	0.00% 0
Q7: Arctic Sports (C)	0.00% 0	0.00% 0	0.00% 0	0.00% 0	0.00% 0	0.00% 0	0.00% 0	0.00% 0	0.00% 0
Q7: Badminton (D)	0.00% 0	0.00% 0	0.00% 0	0.00% 0	0.00% 0	0.00% 0	0.00% 0	0.00% 0	0.00% 0
Q7: Basketball (E)	0.00% 0	0.00% 0	0.00% 0	0.00% 0	0.00% 0	0.00% 0	0.00% 0	0.00% 0	0.00% 0
Q7: Biathlon Ski (F)	0.00% 0	0.00% 0	0.00% 0	0.00% 0	0.00% 0	0.00% 0	0.00% 0	0.00% 0	0.00% 0
Q7: Biathlon Snowshoe (G)	0.00% 0	0.00% 0	0.00% 0	0.00% 0	0.00% 0	0.00% 0	0.00% 0	0.00% 0	0.00% 0
Q7: Cross Country Ski (H)	0.00% 0	0.00% 0	0.00% 0	0.00% 0	0.00% 0	0.00% 0	0.00% 0	0.00% 0	0.00% 0
Q7: Curling (I)	0.00% 0	0.00% 0	0.00% 0	0.00% 0	0.00% 0	0.00% 0	0.00% 0	0.00% 0	0.00% 0
Q7: Dene Games (J)	0.00% 0	0.00% 0	0.00% 0	0.00% 0	0.00% 0	0.00% 0	0.00% 0	0.00% 0	0.00% 0
Q7: Figure Skating (K)	0.00% 0	0.00% 0	0.00% 0	0.00% 0	0.00% 0	0.00% 0	0.00% 0	0.00% 0	0.00% 0
Q7: Futsal (L)	0.00% 0	0.00% 0	0.00% 0	0.00% 0	0.00% 0	0.00% 0	0.00% 0	0.00% 0	0.00% 0
Q7: Gymnastics (M)	0.00% 0	0.00% 0	0.00% 0	0.00% 0	0.00% 0	0.00% 0	0.00% 0	0.00% 0	0.00% 0
Q7: Hockey (N)	0.00% 0	0.00% 0	0.00% 0	0.00% 0	0.00% 0	0.00% 0	0.00% 0	0.00% 0	0.00% 0
Q7: Snowboarding (O)	0.00% 0	0.00% 0	0.00% 0	0.00% 0	0.00% 0	0.00% 0	0.00% 0	0.00% 0	0.00% 0
Q7: Snowshoeing (P)	0.00% 0	0.00% 0	0.00% 0	0.00% 0	0.00% 0	0.00% 0	0.00% 0	0.00% 0	0.00% 0
Q7: Speed Skating (Q)	0.00% 0	0.00% 0	0.00% 0	0.00% 0	0.00% 0	0.00% 0	0.00% 0	0.00% 0	0.00% 0
Q7: Table Tennis (R)	0.00% 0	0.00% 0	0.00% 0	0.00% 0	0.00% 0	0.00% 0	0.00% 0	0.00% 0	0.00% 0
Q7: Volleyball (S)	0.00% 0	0.00% 0	0.00% 0	0.00% 0	0.00% 0	0.00% 0	0.00% 0	0.00% 0	0.00% 0
Q7: Wrestling (T)	0.00% 0	0.00% 0	0.00% 0	0.00% 0	0.00% 0	0.00% 0	0.00% 0	0.00% 0	0.00% 0
Total Respondents	0	0	0	0	0	0	0	0	0

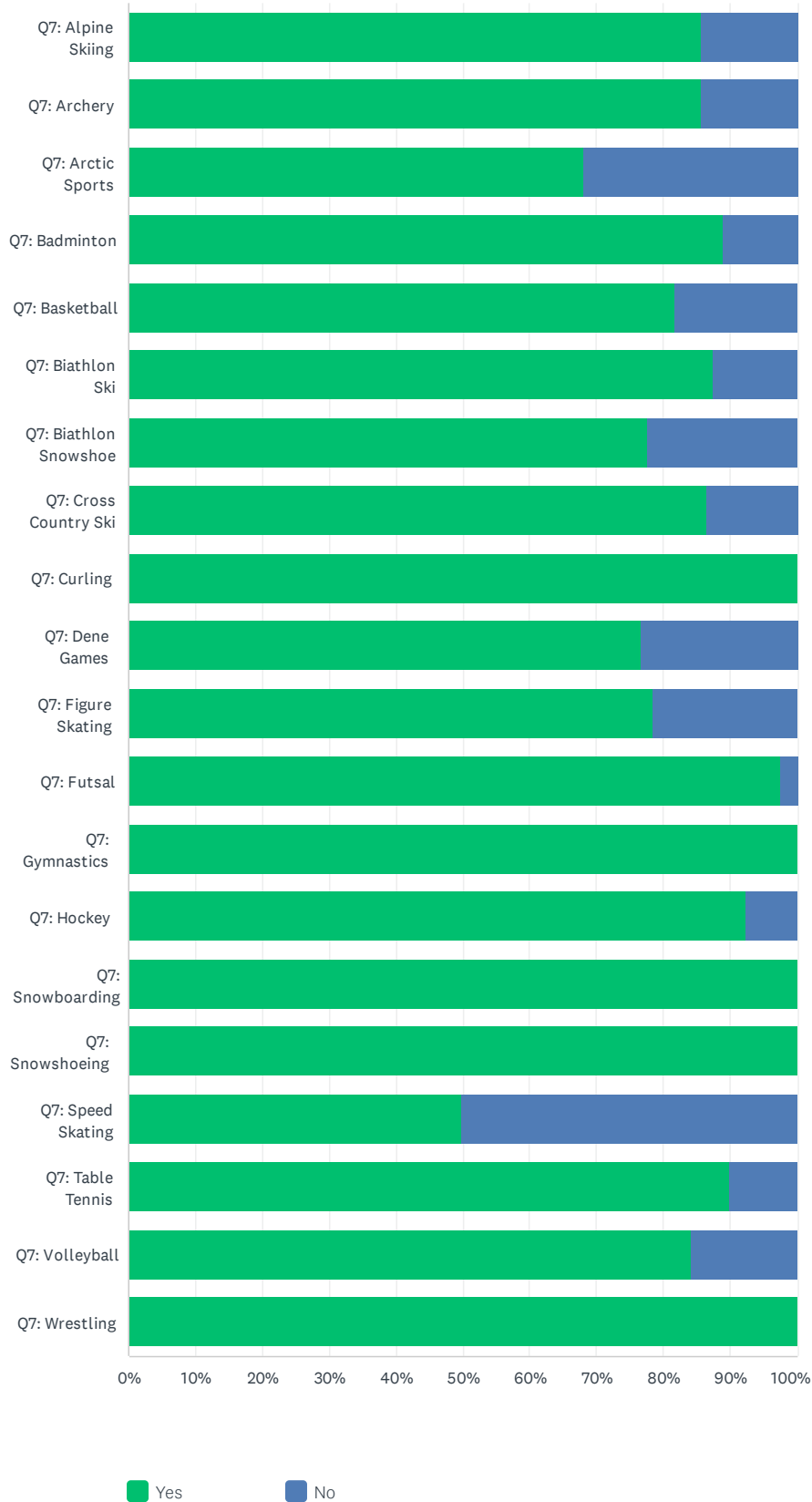
## Q13 Other reasons you wanted to participate in the AWG 2023 ? (Please specify):

Answered: 149 Skipped: 223

	OTHER REASONS YOU WANTED TO PARTICIPATE IN THE AWG 2023 ? (PLEASE SPECIFY):	TOTAL
Q7: Alpine Skiing	100.00% 5	3.36% 5
Q7: Archery	100.00% 3	2.01% 3
Q7: Arctic Sports	100.00% 14	9.40% 14
Q7: Badminton	100.00% 12	8.05% 12
Q7: Basketball	100.00% 12	8.05% 12
Q7: Biathlon Ski	100.00% 4	2.68% 4
Q7: Biathlon Snowshoe	100.00% 1	0.67% 1
Q7: Cross Country Ski	100.00% 13	8.72% 13
Q7: Curling	100.00% 3	2.01% 3
Q7: Dene Games	100.00% 20	13.42% 20
Q7: Figure Skating	100.00% 4	2.68% 4
Q7: Futsal	100.00% 13	8.72% 13
Q7: Gymnastics	0.00% 0	0.00% 0
Q7: Hockey	100.00% 15	10.07% 15
Q7: Snowboarding	100.00% 1	0.67% 1
Q7: Snowshoeing	100.00% 1	0.67% 1
Q7: Speed Skating	100.00% 3	2.01% 3
Q7: Table Tennis	100.00% 1	0.67% 1
Q7: Volleyball	100.00% 22	14.77% 22
Q7: Wrestling	100.00% 2	1.34% 2
Total Respondents	149	149

### Q14 Is 2023 in Wood Buffalo your first time at the Arctic Winter Games?

Answered: 355 Skipped: 17

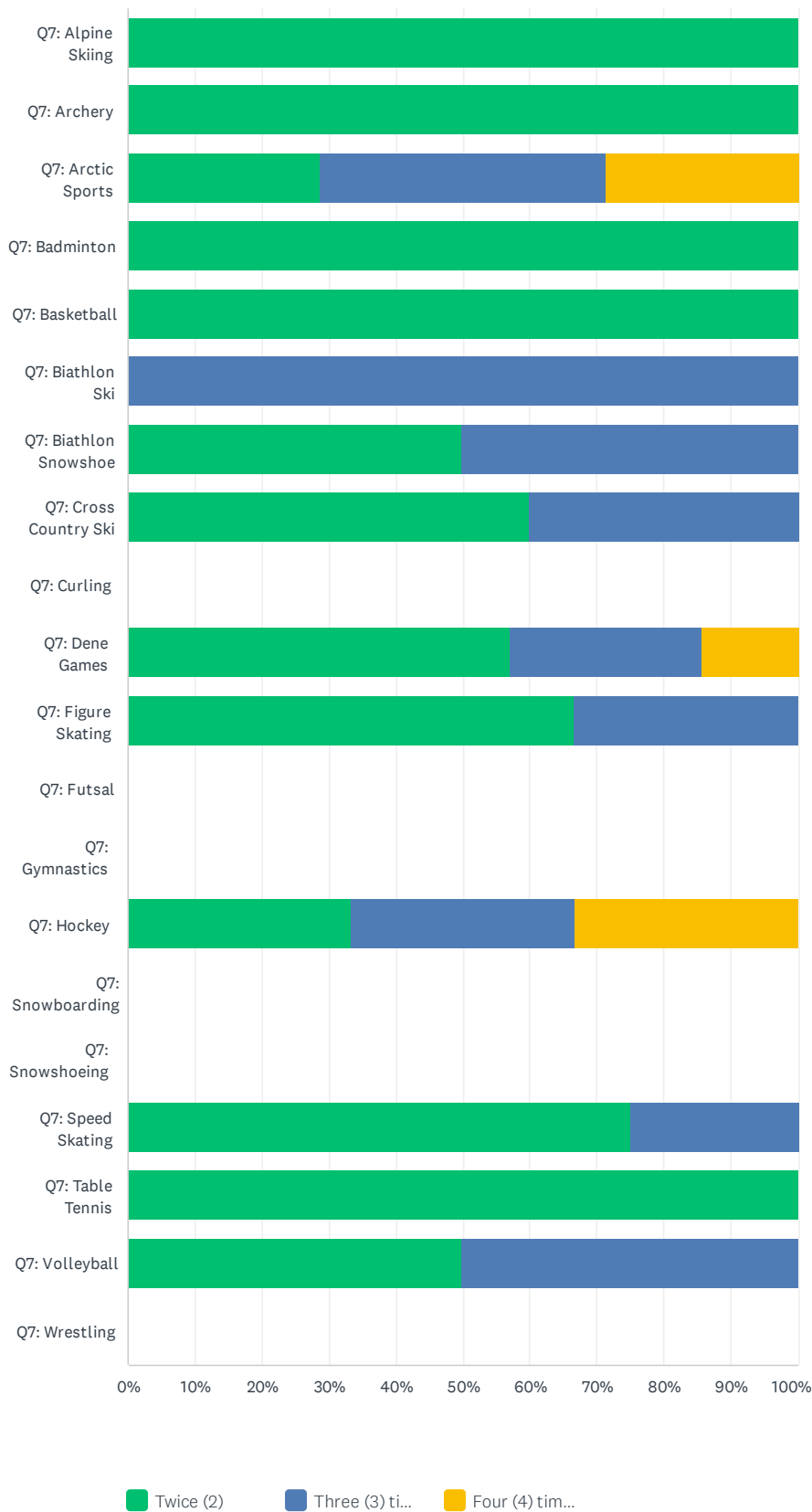


## Arctic Winter Games (AWG) 2023 Participant Survey

	YES	NO	TOTAL
Q7: Alpine Skiing (A)	85.71% 6	14.29% 1	1.97% 7
Q7: Archery (B)	85.71% 6	14.29% 1	1.97% 7
Q7: Arctic Sports (C)	68.00% 17	32.00% 8	7.04% 25
Q7: Badminton (D)	88.89% 16	11.11% 2	5.07% 18
Q7: Basketball (E)	81.82% 18	18.18% 4	6.20% 22
Q7: Biathlon Ski (F)	87.50% 7	12.50% 1	2.25% 8
Q7: Biathlon Snowshoe (G)	77.78% 7	22.22% 2	2.54% 9
Q7: Cross Country Ski (H)	86.49% 32	13.51% 5	10.42% 37
Q7: Curling (I)	100.00% 14	0.00% 0	3.94% 14
Q7: Dene Games (J)	76.67% 23 L	23.33% 7 L	8.45% 30
Q7: Figure Skating (K)	78.57% 11	21.43% 3	3.94% 14
Q7: Futsal (L)	97.56% 40 JS	2.44% 1 JS	11.55% 41
Q7: Gymnastics (M)	100.00% 2	0.00% 0	0.56% 2
Q7: Hockey (N)	92.50% 37	7.50% 3	11.27% 40
Q7: Snowboarding (O)	100.00% 2	0.00% 0	0.56% 2
Q7: Snowshoeing (P)	100.00% 4	0.00% 0	1.13% 4
Q7: Speed Skating (Q)	50.00% 4	50.00% 4	2.25% 8
Q7: Table Tennis (R)	90.00% 9	10.00% 1	2.82% 10
Q7: Volleyball (S)	84.31% 43 L	15.69% 8 L	14.37% 51
Q7: Wrestling (T)	100.00% 6	0.00% 0	1.69% 6
<b>Total Respondents</b>	<b>304</b>	<b>51</b>	<b>355</b>

### Q15 If it is not your first time at the AWG, how many times have you been at the Arctic Winter Games, including the 2023 AWG in Wood Buffalo?

Answered: 49 Skipped: 323



## Arctic Winter Games (AWG) 2023 Participant Survey

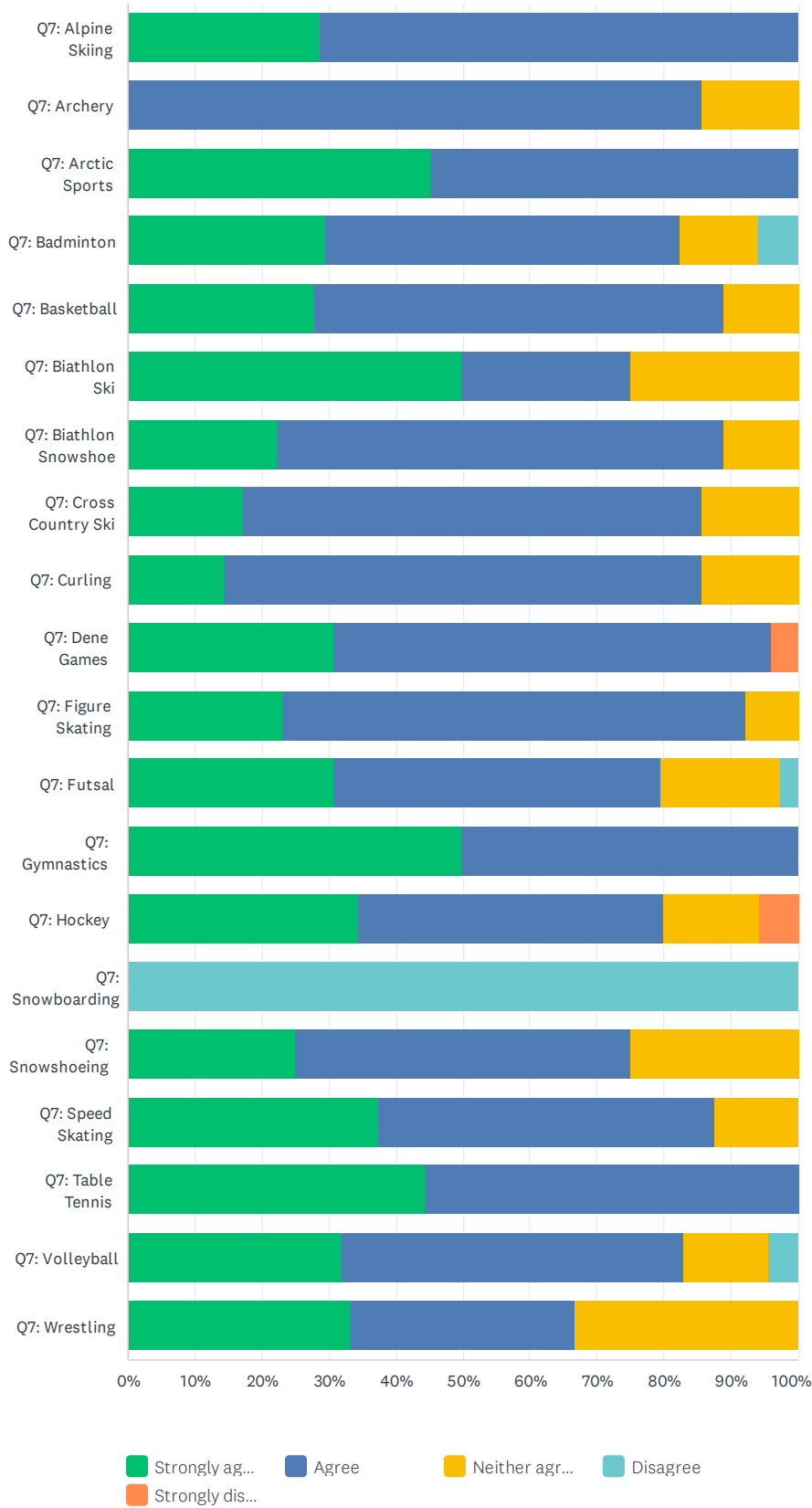
	TWICE (2)	THREE (3) TIMES	FOUR (4) TIMES OR MORE	TOTAL
Q7: Alpine Skiing (A)	100.00% 1	0.00% 0	0.00% 0	2.04% 1
Q7: Archery (B)	100.00% 1	0.00% 0	0.00% 0	2.04% 1
Q7: Arctic Sports (C)	28.57% 2	42.86% 3	28.57% 2	14.29% 7
Q7: Badminton (D)	100.00% 2	0.00% 0	0.00% 0	4.08% 2
Q7: Basketball (E)	100.00% 4	0.00% 0	0.00% 0	8.16% 4
Q7: Biathlon Ski (F)	0.00% 0	100.00% 1	0.00% 0	2.04% 1
Q7: Biathlon Snowshoe (G)	50.00% 1	50.00% 1	0.00% 0	4.08% 2
Q7: Cross Country Ski (H)	60.00% 3	40.00% 2	0.00% 0	10.20% 5
Q7: Curling (I)	0.00% 0	0.00% 0	0.00% 0	0.00% 0
Q7: Dene Games (J)	57.14% 4	28.57% 2	14.29% 1	14.29% 7
Q7: Figure Skating (K)	66.67% 2	33.33% 1	0.00% 0	6.12% 3
Q7: Futsal (L)	0.00% 0	0.00% 0	0.00% 0	0.00% 0
Q7: Gymnastics (M)	0.00% 0	0.00% 0	0.00% 0	0.00% 0
Q7: Hockey (N)	33.33% 1	33.33% 1	33.33% 1	6.12% 3
Q7: Snowboarding (O)	0.00% 0	0.00% 0	0.00% 0	0.00% 0
Q7: Snowshoeing (P)	0.00% 0	0.00% 0	0.00% 0	0.00% 0
Q7: Speed Skating (Q)	75.00% 3	25.00% 1	0.00% 0	8.16% 4
Q7: Table Tennis (R)	100.00% 1	0.00% 0	0.00% 0	2.04% 1
Q7: Volleyball (S)	50.00% 4	50.00% 4	0.00% 0	16.33% 8
Q7: Wrestling (T)	0.00% 0	0.00% 0	0.00% 0	0.00% 0
<b>Total Respondents</b>	<b>29</b>	<b>16</b>	<b>4</b>	<b>49</b>

Q16 The organisation behind the Arctic Winter Games wants to “promote Northern unity and cultural understanding”. We are interested to know your experience with this. How strongly do you agree with the following statement: Participating in the AWG makes me feel that there is a unique Arctic/Northern identity?

Answered: 327 Skipped: 45

# Arctic Winter Games (AWG) 2023 Participant Survey

(no label)



## Arctic Winter Games (AWG) 2023 Participant Survey

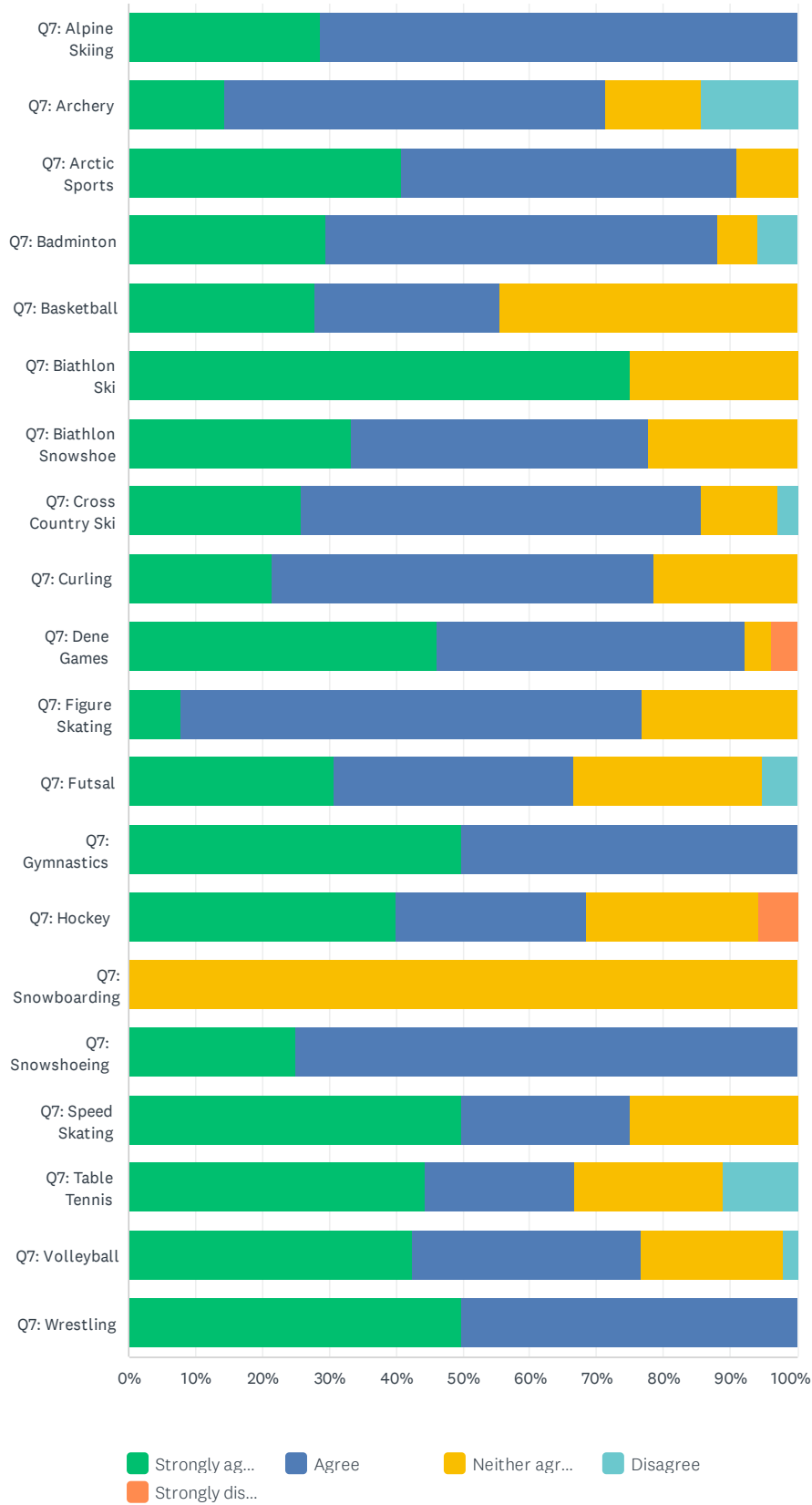
(no label)								
	STRONGLY AGREE	AGREE	NEITHER AGREE NOR DISAGREE	DISAGREE	STRONGLY DISAGREE	TOTAL	WEIGHTED AVERAGE	
Q7: Alpine Skiing (A)	28.57% 2	71.43% 5	0.00% 0	0.00% 0	0.00% 0	2.14% 7		1.71
Q7: Archery (B)	0.00% 0	85.71% 6	14.29% 1	0.00% 0	0.00% 0	2.14% 7		2.14
Q7: Arctic Sports (C)	45.45% 10	54.55% 12	0.00% 0	0.00% 0	0.00% 0	6.73% 22		1.55
Q7: Badminton (D)	29.41% 5	52.94% 9	11.76% 2	5.88% 1	0.00% 0	5.20% 17		1.94
Q7: Basketball (E)	27.78% 5	61.11% 11	11.11% 2	0.00% 0	0.00% 0	5.50% 18		1.83
Q7: Biathlon Ski (F)	50.00% 4	25.00% 2	25.00% 2	0.00% 0	0.00% 0	2.45% 8		1.75
Q7: Biathlon Snowshoe (G)	22.22% 2	66.67% 6	11.11% 1	0.00% 0	0.00% 0	2.75% 9		1.89
Q7: Cross Country Ski (H)	17.14% 6	68.57% 24	14.29% 5	0.00% 0	0.00% 0	10.70% 35		1.97
Q7: Curling (I)	14.29% 2	71.43% 10	14.29% 2	0.00% 0	0.00% 0	4.28% 14		2.00
Q7: Dene Games (J)	30.77% 8	65.38% 17	0.00% 0	0.00% 0	3.85% 1	7.95% 26		1.81
Q7: Figure Skating (K)	23.08% 3	69.23% 9	7.69% 1	0.00% 0	0.00% 0	3.98% 13		1.85
Q7: Futsal (L)	30.77% 12	48.72% 19	17.95% 7	2.56% 1	0.00% 0	11.93% 39		1.92
Q7: Gymnastics (M)	50.00% 1	50.00% 1	0.00% 0	0.00% 0	0.00% 0	0.61% 2		1.50
Q7: Hockey (N)	34.29% 12	45.71% 16	14.29% 5	0.00% 0	5.71% 2	10.70% 35		1.97
Q7: Snowboarding (O)	0.00% 0	0.00% 0	0.00% 0	100.00% 1	0.00% 0	0.31% 1		4.00
Q7: Snowshoeing (P)	25.00% 1	50.00% 2	25.00% 1	0.00% 0	0.00% 0	1.22% 4		2.00
Q7: Speed Skating (Q)	37.50% 3	50.00% 4	12.50% 1	0.00% 0	0.00% 0	2.45% 8		1.75
Q7: Table Tennis (R)	44.44% 4	55.56% 5	0.00% 0	0.00% 0	0.00% 0	2.75% 9		1.56
Q7: Volleyball (S)	31.91% 15	51.06% 24	12.77% 6	4.26% 2	0.00% 0	14.37% 47		1.89
Q7: Wrestling (T)	33.33% 2	33.33% 2	33.33% 2	0.00% 0	0.00% 0	1.83% 6		2.00

**Q17 How strongly do you agree with the following statement: Participating in the AWG makes me feel that my home is the Arctic/North?**

Answered: 327 Skipped: 45

# Arctic Winter Games (AWG) 2023 Participant Survey

(no label)



## Arctic Winter Games (AWG) 2023 Participant Survey

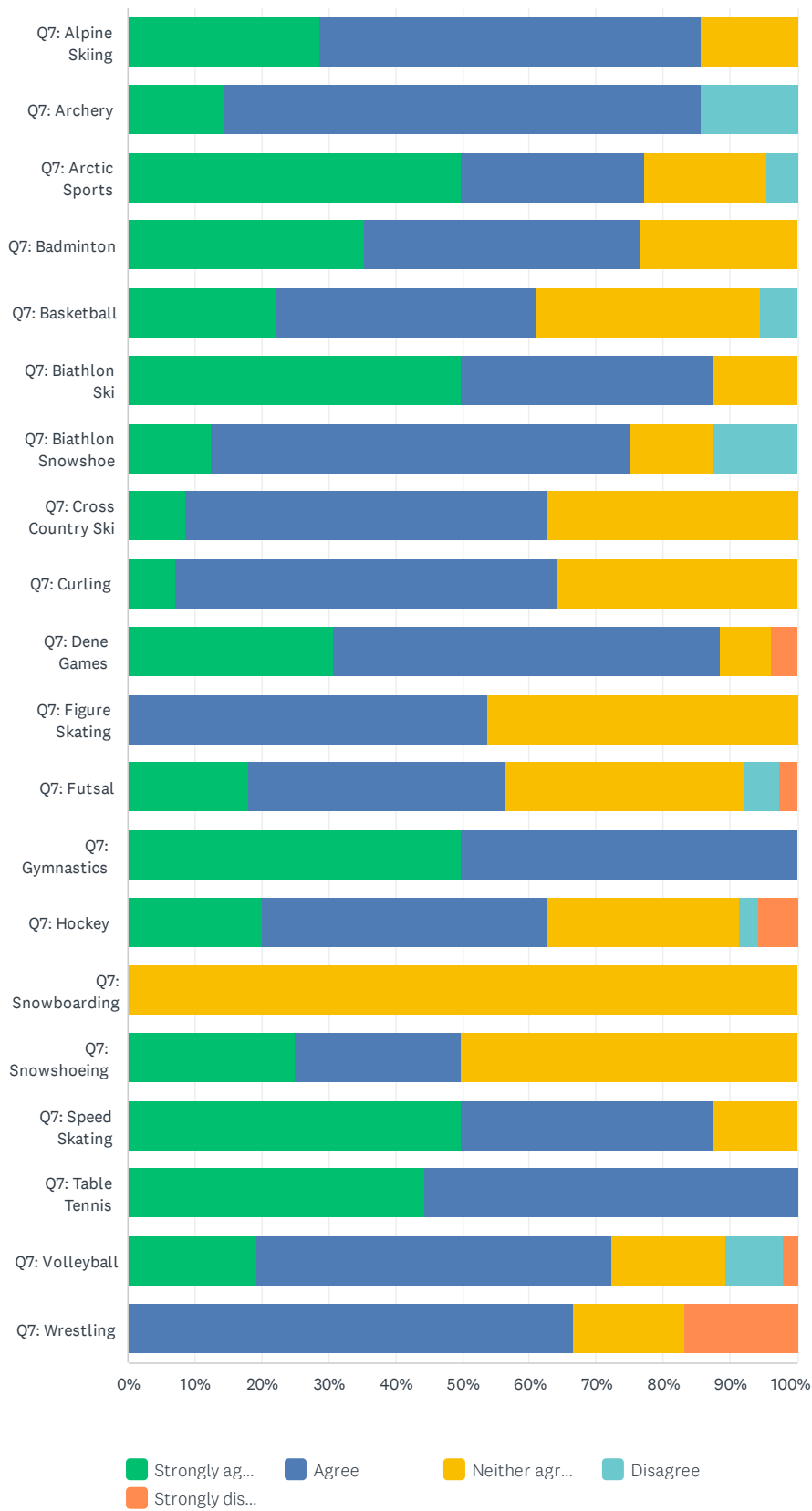
(no label)								
	STRONGLY AGREE	AGREE	NEITHER AGREE NOR DISAGREE	DISAGREE	STRONGLY DISAGREE	TOTAL	WEIGHTED AVERAGE	
Q7: Alpine Skiing (A)	28.57% 2	71.43% 5	0.00% 0	0.00% 0	0.00% 0	2.14% 7		1.71
Q7: Archery (B)	14.29% 1	57.14% 4	14.29% 1	14.29% 1	0.00% 0	2.14% 7		2.29
Q7: Arctic Sports (C)	40.91% 9	50.00% 11	9.09% 2	0.00% 0	0.00% 0	6.73% 22		1.68
Q7: Badminton (D)	29.41% 5	58.82% 10	5.88% 1	5.88% 1	0.00% 0	5.20% 17		1.88
Q7: Basketball (E)	27.78% 5	27.78% 5	44.44% 8	0.00% 0	0.00% 0	5.50% 18		2.17
Q7: Biathlon Ski (F)	75.00% 6	0.00% 0	25.00% 2	0.00% 0	0.00% 0	2.45% 8		1.50
Q7: Biathlon Snowshoe (G)	33.33% 3	44.44% 4	22.22% 2	0.00% 0	0.00% 0	2.75% 9		1.89
Q7: Cross Country Ski (H)	25.71% 9	60.00% 21 LNS	11.43% 4	2.86% 1	0.00% 0	10.70% 35		1.91
Q7: Curling (I)	21.43% 3	57.14% 8	21.43% 3	0.00% 0	0.00% 0	4.28% 14		2.00
Q7: Dene Games (J)	46.15% 12	46.15% 12	3.85% 1	0.00% 0	3.85% 1	7.95% 26		1.69
Q7: Figure Skating (K)	7.69% 1	69.23% 9	23.08% 3	0.00% 0	0.00% 0	3.98% 13		2.15
Q7: Futsal (L)	30.77% 12	35.90% 14 H	28.21% 11	5.13% 2	0.00% 0	11.93% 39		2.08
Q7: Gymnastics (M)	50.00% 1	50.00% 1	0.00% 0	0.00% 0	0.00% 0	0.61% 2		1.50
Q7: Hockey (N)	40.00% 14	28.57% 10 H	25.71% 9	0.00% 0	5.71% 2	10.70% 35		2.03
Q7: Snowboarding (O)	0.00% 0	0.00% 0	100.00% 1	0.00% 0	0.00% 0	0.31% 1		3.00
Q7: Snowshoeing (P)	25.00% 1	75.00% 3	0.00% 0	0.00% 0	0.00% 0	1.22% 4		1.75
Q7: Speed Skating (Q)	50.00% 4	25.00% 2	25.00% 2	0.00% 0	0.00% 0	2.45% 8		1.75
Q7: Table Tennis (R)	44.44% 4	22.22% 2	22.22% 2	11.11% 1	0.00% 0	2.75% 9		2.00
Q7: Volleyball (S)	42.55% 20	34.04% 16 H	21.28% 10	2.13% 1	0.00% 0	14.37% 47		1.83
Q7: Wrestling (T)	50.00% 3	50.00% 3	0.00% 0	0.00% 0	0.00% 0	1.83% 6		1.50

Q18 How strongly do you agree with the following statement: Participating in the AWG makes me understand how similar Arctic/Northern cultures are?

Answered: 326 Skipped: 46

# Arctic Winter Games (AWG) 2023 Participant Survey

(no label)



## Arctic Winter Games (AWG) 2023 Participant Survey

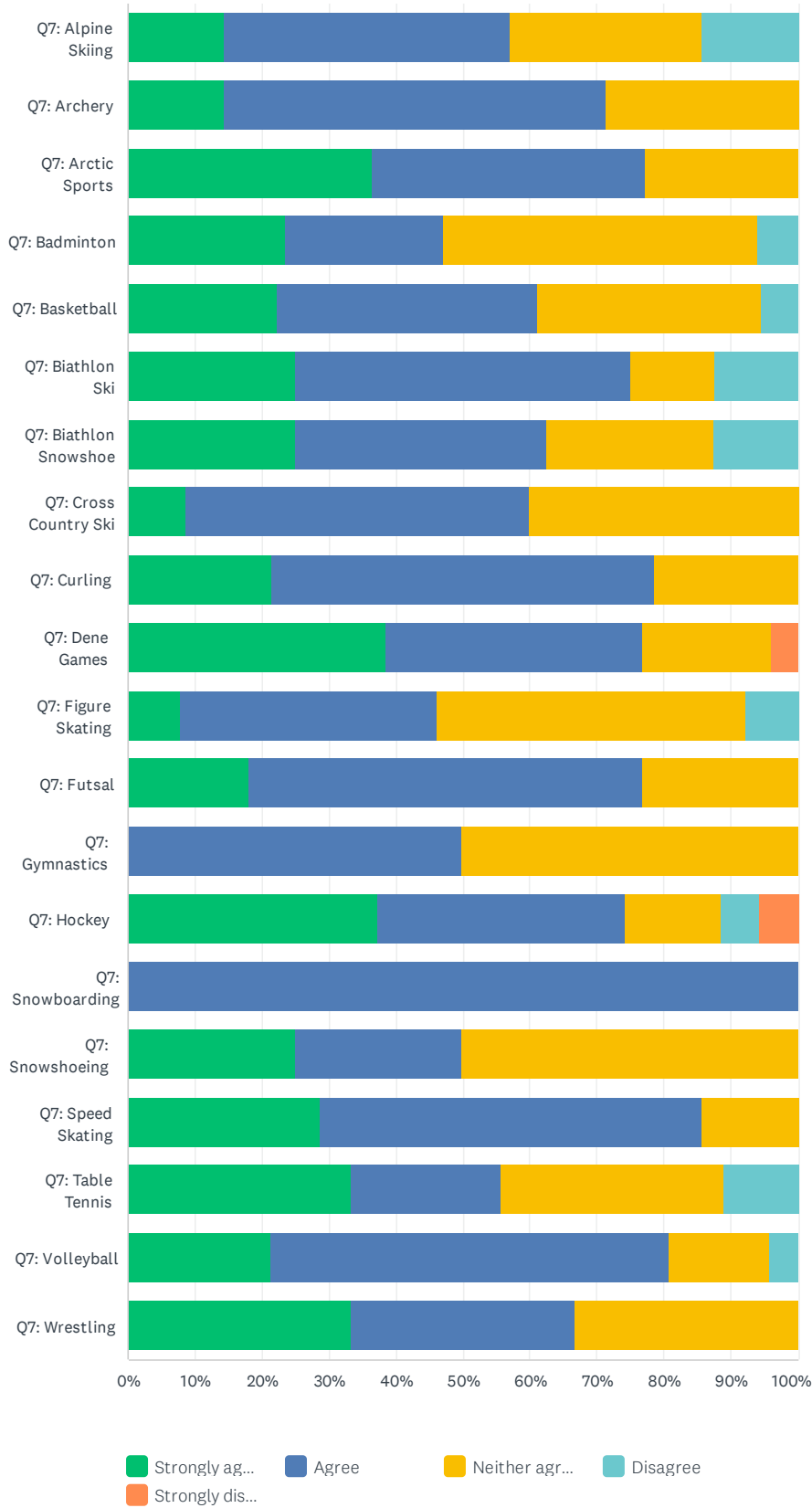
(no label)								
	STRONGLY AGREE	AGREE	NEITHER AGREE NOR DISAGREE	DISAGREE	STRONGLY DISAGREE	TOTAL	WEIGHTED AVERAGE	
Q7: Alpine Skiing (A)	28.57% 2	57.14% 4	14.29% 1	0.00% 0	0.00% 0	2.15% 7		1.86
Q7: Archery (B)	14.29% 1	71.43% 5	0.00% 0	14.29% 1	0.00% 0	2.15% 7		2.14
Q7: Arctic Sports (C)	50.00% 11	27.27% 6	18.18% 4	4.55% 1	0.00% 0	6.75% 22		1.77
Q7: Badminton (D)	35.29% 6	41.18% 7	23.53% 4	0.00% 0	0.00% 0	5.21% 17		1.88
Q7: Basketball (E)	22.22% 4	38.89% 7	33.33% 6	5.56% 1	0.00% 0	5.52% 18		2.22
Q7: Biathlon Ski (F)	50.00% 4	37.50% 3	12.50% 1	0.00% 0	0.00% 0	2.45% 8		1.63
Q7: Biathlon Snowshoe (G)	12.50% 1	62.50% 5	12.50% 1	12.50% 1	0.00% 0	2.45% 8		2.25
Q7: Cross Country Ski (H)	8.57% 3	54.29% 19	37.14% 13 S	0.00% 0	0.00% 0	10.74% 35		2.29
Q7: Curling (I)	7.14% 1	57.14% 8	35.71% 5	0.00% 0	0.00% 0	4.29% 14		2.29
Q7: Dene Games (J)	30.77% 8	57.69% 15	7.69% 2	0.00% 0	3.85% 1	7.98% 26		1.88
Q7: Figure Skating (K)	0.00% 0	53.85% 7	46.15% 6	0.00% 0	0.00% 0	3.99% 13		2.46
Q7: Futsal (L)	17.95% 7	38.46% 15	35.90% 14 S	5.13% 2	2.56% 1	11.96% 39		2.36
Q7: Gymnastics (M)	50.00% 1	50.00% 1	0.00% 0	0.00% 0	0.00% 0	0.61% 2		1.50
Q7: Hockey (N)	20.00% 7	42.86% 15	28.57% 10	2.86% 1	5.71% 2	10.74% 35		2.31
Q7: Snowboarding (O)	0.00% 0	0.00% 0	100.00% 1	0.00% 0	0.00% 0	0.31% 1		3.00
Q7: Snowshoeing (P)	25.00% 1	25.00% 1	50.00% 2	0.00% 0	0.00% 0	1.23% 4		2.25
Q7: Speed Skating (Q)	50.00% 4	37.50% 3	12.50% 1	0.00% 0	0.00% 0	2.45% 8		1.63
Q7: Table Tennis (R)	44.44% 4	55.56% 5	0.00% 0	0.00% 0	0.00% 0	2.76% 9		1.56
Q7: Volleyball (S)	19.15% 9	53.19% 25	17.02% 8 HL	8.51% 4	2.13% 1	14.42% 47		2.21
Q7: Wrestling (T)	0.00% 0	66.67% 4	16.67% 1	0.00% 0	16.67% 1	1.84% 6		2.67

**Q19** How strongly do you agree with the following statement: Participating in the AWG makes me understand how different Arctic/Northern cultures are?

Answered: 325 Skipped: 47

# Arctic Winter Games (AWG) 2023 Participant Survey

(no label)

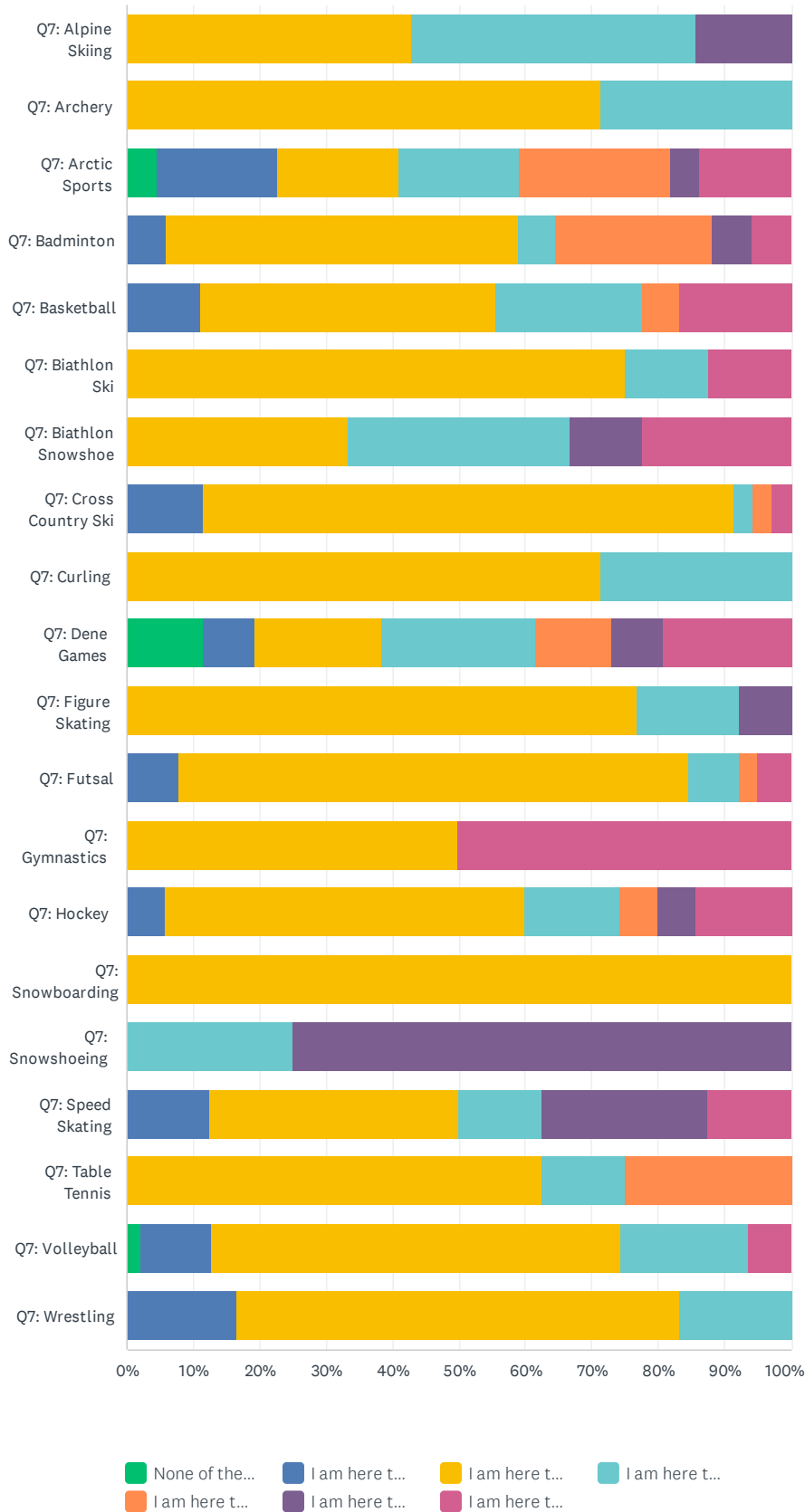


## Arctic Winter Games (AWG) 2023 Participant Survey

(no label)							
	STRONGLY AGREE	AGREE	NEITHER AGREE NOR DISAGREE	DISAGREE	STRONGLY DISAGREE	TOTAL	WEIGHTED AVERAGE
Q7: Alpine Skiing (A)	14.29% 1	42.86% 3	28.57% 2	14.29% 1	0.00% 0	2.15% 7	2.43
Q7: Archery (B)	14.29% 1	57.14% 4	28.57% 2	0.00% 0	0.00% 0	2.15% 7	2.14
Q7: Arctic Sports (C)	36.36% 8	40.91% 9	22.73% 5	0.00% 0	0.00% 0	6.77% 22	1.86
Q7: Badminton (D)	23.53% 4	23.53% 4	47.06% 8	5.88% 1	0.00% 0	5.23% 17	2.35
Q7: Basketball (E)	22.22% 4	38.89% 7	33.33% 6	5.56% 1	0.00% 0	5.54% 18	2.22
Q7: Biathlon Ski (F)	25.00% 2	50.00% 4	12.50% 1	12.50% 1	0.00% 0	2.46% 8	2.13
Q7: Biathlon Snowshoe (G)	25.00% 2	37.50% 3	25.00% 2	12.50% 1	0.00% 0	2.46% 8	2.25
Q7: Cross Country Ski (H)	8.57% 3 N	51.43% 18	40.00% 14 NS	0.00% 0	0.00% 0	10.77% 35	2.31
Q7: Curling (I)	21.43% 3	57.14% 8	21.43% 3	0.00% 0	0.00% 0	4.31% 14	2.00
Q7: Dene Games (J)	38.46% 10	38.46% 10	19.23% 5	0.00% 0	3.85% 1	8.00% 26	1.92
Q7: Figure Skating (K)	7.69% 1	38.46% 5	46.15% 6	7.69% 1	0.00% 0	4.00% 13	2.54
Q7: Futsal (L)	17.95% 7	58.97% 23	23.08% 9	0.00% 0	0.00% 0	12.00% 39	2.05
Q7: Gymnastics (M)	0.00% 0	50.00% 1	50.00% 1	0.00% 0	0.00% 0	0.62% 2	2.50
Q7: Hockey (N)	37.14% 13 H	37.14% 13 S	14.29% 5 H	5.71% 2	5.71% 2	10.77% 35	2.06
Q7: Snowboarding (O)	0.00% 0	100.00% 1	0.00% 0	0.00% 0	0.00% 0	0.31% 1	2.00
Q7: Snowshoeing (P)	25.00% 1	25.00% 1	50.00% 2	0.00% 0	0.00% 0	1.23% 4	2.25
Q7: Speed Skating (Q)	28.57% 2	57.14% 4	14.29% 1	0.00% 0	0.00% 0	2.15% 7	1.86
Q7: Table Tennis (R)	33.33% 3	22.22% 2	33.33% 3	11.11% 1	0.00% 0	2.77% 9	2.22
Q7: Volleyball (S)	21.28% 10	59.57% 28 N	14.89% 7 H	4.26% 2	0.00% 0	14.46% 47	2.02
Q7: Wrestling (T)	33.33% 2	33.33% 2	33.33% 2	0.00% 0	0.00% 0	1.85% 6	2.00

Q20 Which one of these statements do you mostly agree with?

Answered: 326 Skipped: 46

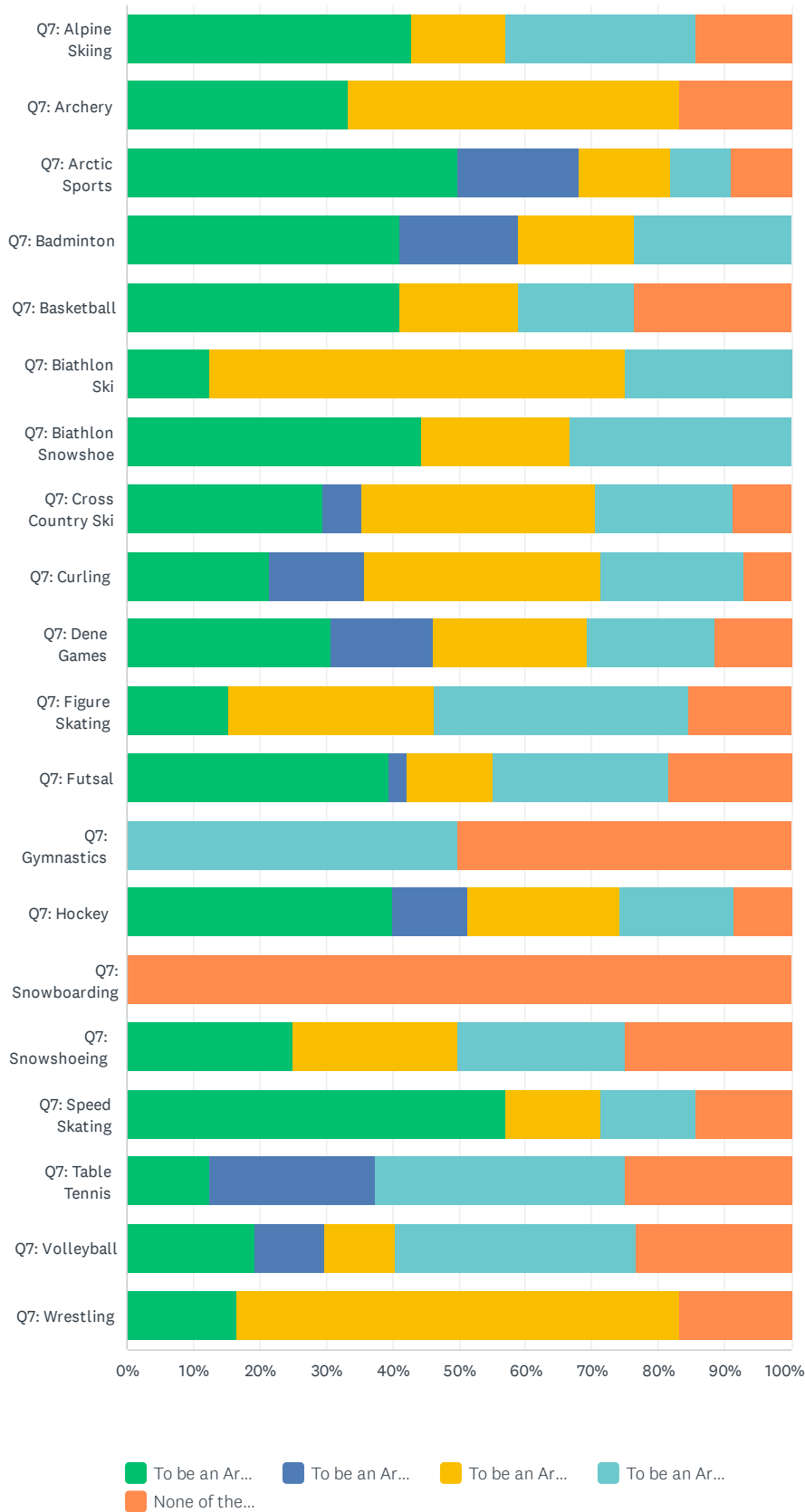


## Arctic Winter Games (AWG) 2023 Participant Survey

	NONE OF THE ABOVE	I AM HERE TO REPRESENT NORTHERNERS/ARCTIC PEOPLE	I AM HERE TO REPRESENT MY TEAM/CONTINGENT	I AM HERE TO REPRESENT MY SPORT OR MY ARTISTIC/CULTURAL DISCIPLINE	I AM HERE TO REPRESENT MY COUNTRY	I AM HERE TO REPRESENT MYSELF	I AM HERE TO REPRESENT MY COMMUNITY/PEOPLE (PLEASE SPECIFY)
Q7: Alpine Skiing (A)	0.00% 0	0.00% 0	42.86% 3	42.86% 3	0.00% 0	14.29% 1	0.00% 0
Q7: Archery (B)	0.00% 0	0.00% 0	71.43% 5	28.57% 2	0.00% 0	0.00% 0	0.00% 0
Q7: Arctic Sports (C)	4.55% 1	18.18% 4	18.18% 4	18.18% 4	22.73% 5	4.55% 1	13.64% 3
Q7: Badminton (D)	0.00% 0	5.88% 1	52.94% 9	5.88% 1	23.53% 4	5.88% 1	5.88% 1
Q7: Basketball (E)	0.00% 0	11.11% 2	44.44% 8	22.22% 4	5.56% 1	0.00% 0	16.67% 3
Q7: Biathlon Ski (F)	0.00% 0	0.00% 0	75.00% 6	12.50% 1	0.00% 0	0.00% 0	12.50% 1
Q7: Biathlon Snowshoe (G)	0.00% 0	0.00% 0	33.33% 3	33.33% 3	0.00% 0	11.11% 1	22.22% 2
Q7: Cross Country Ski (H)	0.00% 0	11.43% 4	80.00% 28 N	2.86% 1 S	2.86% 1	0.00% 0	2.86% 1
Q7: Curling (I)	0.00% 0	0.00% 0	71.43% 10	28.57% 4	0.00% 0	0.00% 0	0.00% 0
Q7: Dene Games (J)	11.54% 3	7.69% 2	19.23% 5	23.08% 6	11.54% 3	7.69% 2	19.23% 5
Q7: Figure Skating (K)	0.00% 0	0.00% 0	76.92% 10	15.38% 2	0.00% 0	7.69% 1	0.00% 0
Q7: Futsal (L)	0.00% 0	7.69% 3	76.92% 30 N	7.69% 3	2.56% 1	0.00% 0	5.13% 2
Q7: Gymnastics (M)	0.00% 0	0.00% 0	50.00% 1	0.00% 0	0.00% 0	0.00% 0	50.00% 1
Q7: Hockey (N)	0.00% 0	5.71% 2	54.29% 19 HL	14.29% 5	5.71% 2	5.71% 2	14.29% 5
Q7: Snowboarding (O)	0.00% 0	0.00% 0	100.00% 1	0.00% 0	0.00% 0	0.00% 0	0.00% 0
Q7: Snowshoeing (P)	0.00% 0	0.00% 0	0.00% 0	25.00% 1	0.00% 0	75.00% 3	0.00% 0
Q7: Speed Skating (Q)	0.00% 0	12.50% 1	37.50% 3	12.50% 1	0.00% 0	25.00% 2	12.50% 1
Q7: Table Tennis (R)	0.00% 0	0.00% 0	62.50% 5	12.50% 1	25.00% 2	0.00% 0	0.00% 0
Q7: Volleyball (S)	2.13% 1	10.64% 5	61.70% 29	19.15% 9 H	0.00% 0	0.00% 0	6.38% 3
Q7: Wrestling (T)	0.00% 0	16.67% 1	66.67% 4	16.67% 1	0.00% 0	0.00% 0	0.00% 0
Total Respondents	5	25	183	52	19	14	28

### Q21 Which one of these statements do you mostly agree with?

Answered: 321 Skipped: 51



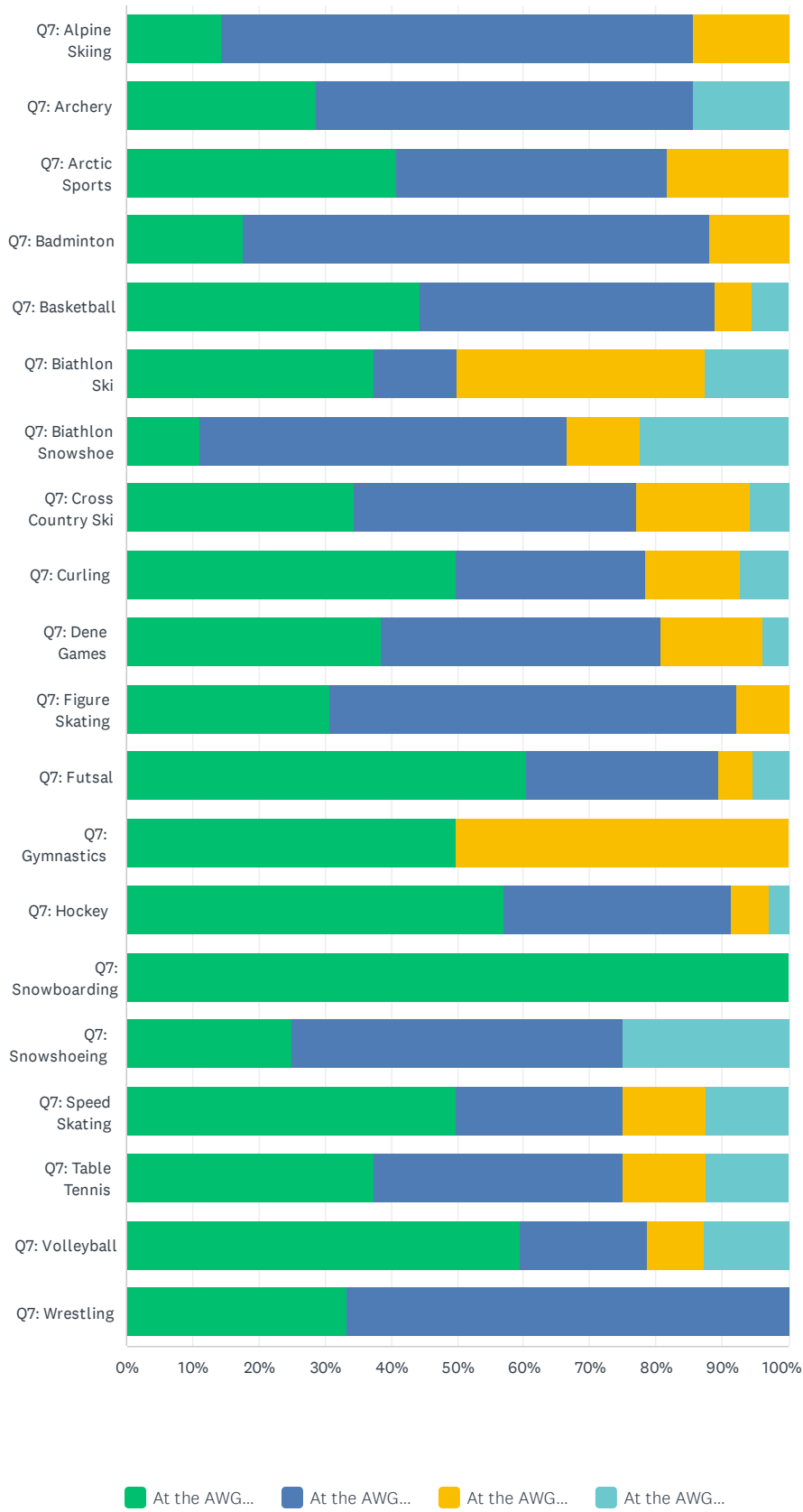
## Arctic Winter Games (AWG) 2023 Participant Survey

	TO BE AN ARCTIC/NORTHERN PEOPLE MEANS HAVING A NORTHERN SPIRIT	TO BE AN ARCTIC/NORTHERN PEOPLE MEANS SHARING THE SAME CULTURE	TO BE AN ARCTIC/NORTHERN PEOPLE MEANS LIVING IN THE CIRCUMPOLAR NORTH	TO BE AN ARCTIC/NORTHERN PEOPLE MEANS LIVING IN A NATURAL ENVIRONMENT OR IN EXTREME CONDITIONS (SNOWY,COLD, WINDY, ETC.)	NONE OF THE ABOVE	TOTAL
Q7: Alpine Skiing (A)	42.86% 3	0.00% 0	14.29% 1	28.57% 2	14.29% 1	2.18% 7
Q7: Archery (B)	33.33% 2	0.00% 0	50.00% 3	0.00% 0	16.67% 1	1.87% 6
Q7: Arctic Sports (C)	50.00% 11	18.18% 4	13.64% 3	9.09% 2	9.09% 2	6.85% 22
Q7: Badminton (D)	41.18% 7	17.65% 3	17.65% 3	23.53% 4	0.00% 0	5.30% 17
Q7: Basketball (E)	41.18% 7	0.00% 0	17.65% 3	17.65% 3	23.53% 4	5.30% 17
Q7: Biathlon Ski (F)	12.50% 1	0.00% 0	62.50% 5	25.00% 2	0.00% 0	2.49% 8
Q7: Biathlon Snowshoe (G)	44.44% 4	0.00% 0	22.22% 2	33.33% 3	0.00% 0	2.80% 9
Q7: Cross Country Ski (H)	29.41% 10	5.88% 2	35.29% 12 LS	20.59% 7	8.82% 3	10.59% 34
Q7: Curling (I)	21.43% 3	14.29% 2	35.71% 5	21.43% 3	7.14% 1	4.36% 14
Q7: Dene Games (J)	30.77% 8	15.38% 4	23.08% 6	19.23% 5	11.54% 3	8.10% 26
Q7: Figure Skating (K)	15.38% 2	0.00% 0	30.77% 4	38.46% 5	15.38% 2	4.05% 13
Q7: Futsal (L)	39.47% 15 S	2.63% 1	13.16% 5 H	26.32% 10	18.42% 7	11.84% 38
Q7: Gymnastics (M)	0.00% 0	0.00% 0	0.00% 0	50.00% 1	50.00% 1	0.62% 2
Q7: Hockey (N)	40.00% 14 S	11.43% 4	22.86% 8	17.14% 6	8.57% 3	10.90% 35
Q7: Snowboarding (O)	0.00% 0	0.00% 0	0.00% 0	0.00% 0	100.00% 1	0.31% 1
Q7: Snowshoeing (P)	25.00% 1	0.00% 0	25.00% 1	25.00% 1	25.00% 1	1.25% 4
Q7: Speed Skating (Q)	57.14% 4	0.00% 0	14.29% 1	14.29% 1	14.29% 1	2.18% 7
Q7: Table Tennis (R)	12.50% 1	25.00% 2	0.00% 0	37.50% 3	25.00% 2	2.49% 8
Q7: Volleyball (S)	19.15% 9 LN	10.64% 5	10.64% 5 H	36.17% 17	23.40% 11	14.64% 47
Q7: Wrestling (T)	16.67% 1	0.00% 0	66.67% 4	0.00% 0	16.67% 1	1.87% 6
Total Respondents	103	27	71	75	45	321

**Q22 Which one of these statements best represents who you spend most of your time with at the AWG?**

Answered: 325 Skipped: 47

# Arctic Winter Games (AWG) 2023 Participant Survey

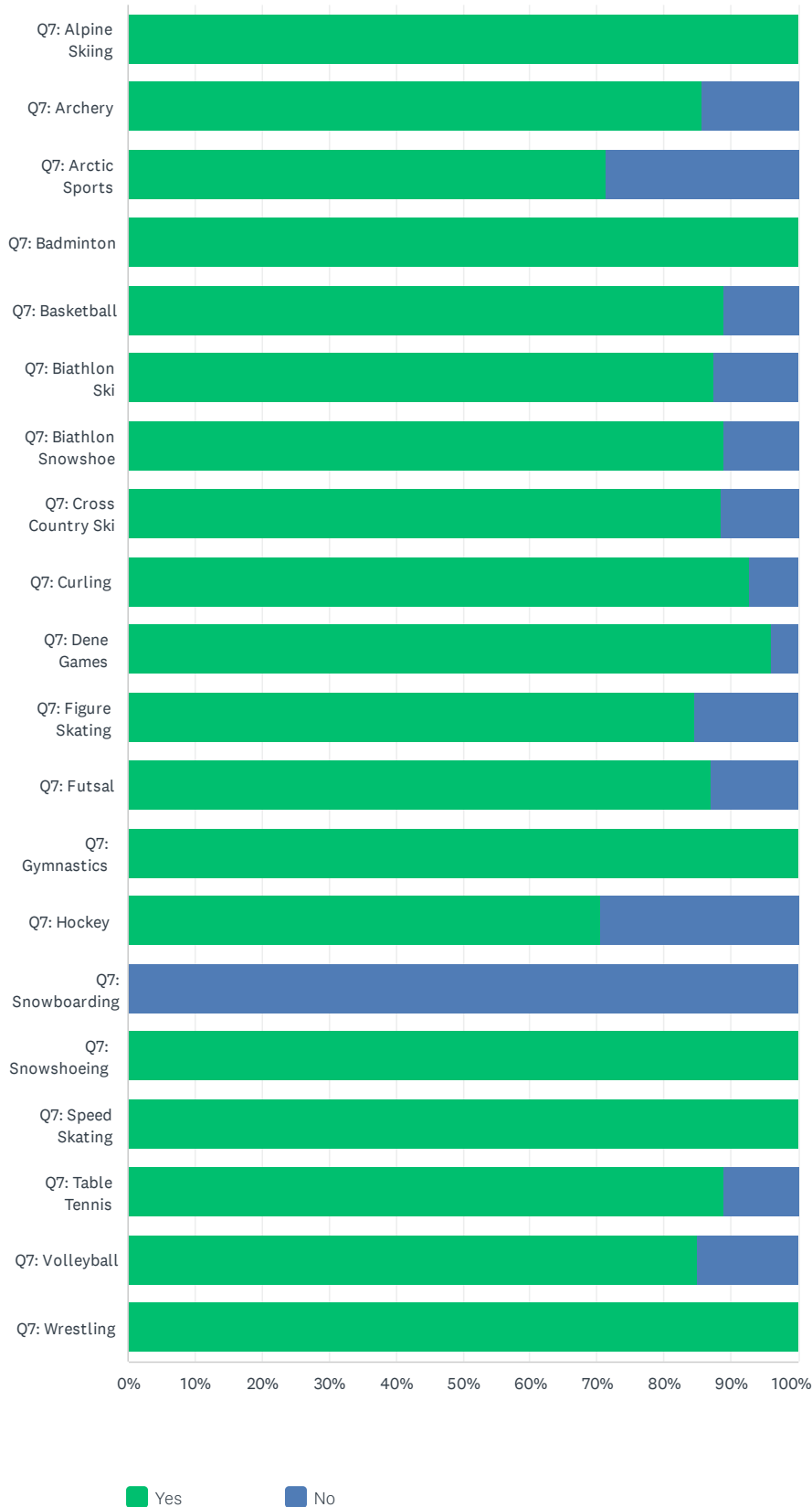


Arctic Winter Games (AWG) 2023 Participant Survey

	AT THE AWG 2023 I MOSTLY HANG OUT WITH PEOPLE FROM MY OWN TEAM/CONTINGENT	AT THE AWG 2023 I MOSTLY HANG OUT WITH PEOPLE FROM MY OWN SPORT OR ARTISTIC/CULTURAL DISCIPLINE	AT THE AWG 2023 I MOSTLY HANG OUT WITH PEOPLE WHO SHARE MY LANGUAGE	AT THE AWG 2023 I MOSTLY HANG OUT WITH PEOPLE FROM MY OWN COMMUNITY/PEOPLE	TOTAL
Q7: Alpine Skiing (A)	14.29% 1	71.43% 5	14.29% 1	0.00% 0	2.15% 7
Q7: Archery (B)	28.57% 2	57.14% 4	0.00% 0	14.29% 1	2.15% 7
Q7: Arctic Sports (C)	40.91% 9	40.91% 9	18.18% 4	0.00% 0	6.77% 22
Q7: Badminton (D)	17.65% 3	70.59% 12	11.76% 2	0.00% 0	5.23% 17
Q7: Basketball (E)	44.44% 8	44.44% 8	5.56% 1	5.56% 1	5.54% 18
Q7: Biathlon Ski (F)	37.50% 3	12.50% 1	37.50% 3	12.50% 1	2.46% 8
Q7: Biathlon Snowshoe (G)	11.11% 1	55.56% 5	11.11% 1	22.22% 2	2.77% 9
Q7: Cross Country Ski (H)	34.29% 12 LS	42.86% 15 S	17.14% 6	5.71% 2	10.77% 35
Q7: Curling (I)	50.00% 7	28.57% 4	14.29% 2	7.14% 1	4.31% 14
Q7: Dene Games (J)	38.46% 10	42.31% 11	15.38% 4	3.85% 1	8.00% 26
Q7: Figure Skating (K)	30.77% 4	61.54% 8	7.69% 1	0.00% 0	4.00% 13
Q7: Futsal (L)	60.53% 23 H	28.95% 11	5.26% 2	5.26% 2	11.69% 38
Q7: Gymnastics (M)	50.00% 1	0.00% 0	50.00% 1	0.00% 0	0.62% 2
Q7: Hockey (N)	57.14% 20	34.29% 12	5.71% 2	2.86% 1	10.77% 35
Q7: Snowboarding (O)	100.00% 1	0.00% 0	0.00% 0	0.00% 0	0.31% 1
Q7: Snowshoeing (P)	25.00% 1	50.00% 2	0.00% 0	25.00% 1	1.23% 4
Q7: Speed Skating (Q)	50.00% 4	25.00% 2	12.50% 1	12.50% 1	2.46% 8
Q7: Table Tennis (R)	37.50% 3	37.50% 3	12.50% 1	12.50% 1	2.46% 8
Q7: Volleyball (S)	59.57% 28 H	19.15% 9 H	8.51% 4	12.77% 6	14.46% 47
Q7: Wrestling (T)	33.33% 2	66.67% 4	0.00% 0	0.00% 0	1.85% 6
Total Respondents	143	125	36	21	325

### Q23 At the AWG 2023, are you hanging out with people from other teams/contingents at least some of the time?

Answered: 325 Skipped: 47



## Arctic Winter Games (AWG) 2023 Participant Survey

	YES	NO	TOTAL
Q7: Alpine Skiing (A)	100.00% 7	0.00% 0	2.15% 7
Q7: Archery (B)	85.71% 6	14.29% 1	2.15% 7
Q7: Arctic Sports (C)	71.43% 15	28.57% 6	6.46% 21
Q7: Badminton (D)	100.00% 17	0.00% 0	5.23% 17
Q7: Basketball (E)	88.89% 16	11.11% 2	5.54% 18
Q7: Biathlon Ski (F)	87.50% 7	12.50% 1	2.46% 8
Q7: Biathlon Snowshoe (G)	88.89% 8	11.11% 1	2.77% 9
Q7: Cross Country Ski (H)	88.57% 31	11.43% 4	10.77% 35
Q7: Curling (I)	92.86% 13	7.14% 1	4.31% 14
Q7: Dene Games (J)	96.15% 25	3.85% 1	8.00% 26
Q7: Figure Skating (K)	84.62% 11	15.38% 2	4.00% 13
Q7: Futsal (L)	87.18% 34	12.82% 5	12.00% 39
Q7: Gymnastics (M)	100.00% 2	0.00% 0	0.62% 2
Q7: Hockey (N)	70.59% 24	29.41% 10	10.46% 34
Q7: Snowboarding (O)	0.00% 0	100.00% 1	0.31% 1
Q7: Snowshoeing (P)	100.00% 4	0.00% 0	1.23% 4
Q7: Speed Skating (Q)	100.00% 8	0.00% 0	2.46% 8
Q7: Table Tennis (R)	88.89% 8	11.11% 1	2.77% 9
Q7: Volleyball (S)	85.11% 40	14.89% 7	14.46% 47
Q7: Wrestling (T)	100.00% 6	0.00% 0	1.85% 6
<b>Total Respondents</b>	<b>282</b>	<b>43</b>	<b>325</b>

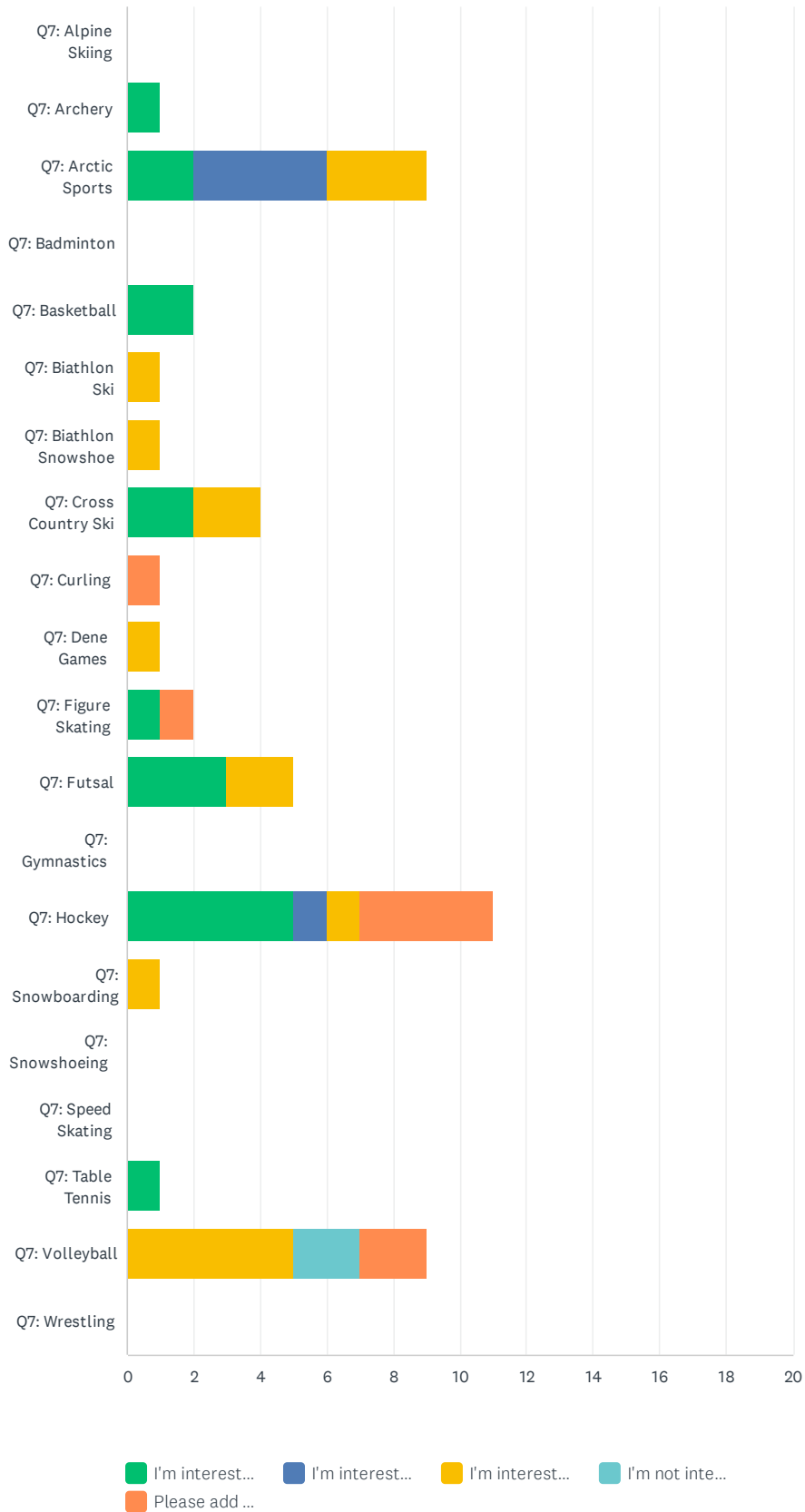
## Q24 If yes, what do you like about being with people from other teams/contingents?

Answered: 219 Skipped: 153

	IF YES, WHAT DO YOU LIKE ABOUT BEING WITH PEOPLE FROM OTHER TEAMS/CONTINGENTS?	TOTAL
Q7: Alpine Skiing	100.00% 5	2.28% 5
Q7: Archery	100.00% 5	2.28% 5
Q7: Arctic Sports	100.00% 13	5.94% 13
Q7: Badminton	100.00% 13	5.94% 13
Q7: Basketball	100.00% 12	5.48% 12
Q7: Biathlon Ski	100.00% 7	3.20% 7
Q7: Biathlon Snowshoe	100.00% 6	2.74% 6
Q7: Cross Country Ski	100.00% 24	10.96% 24
Q7: Curling	100.00% 9	4.11% 9
Q7: Dene Games	100.00% 23	10.50% 23
Q7: Figure Skating	100.00% 5	2.28% 5
Q7: Futsal	100.00% 26	11.87% 26
Q7: Gymnastics	100.00% 1	0.46% 1
Q7: Hockey	100.00% 20	9.13% 20
Q7: Snowboarding	0.00% 0	0.00% 0
Q7: Snowshoeing	100.00% 3	1.37% 3
Q7: Speed Skating	100.00% 6	2.74% 6
Q7: Table Tennis	100.00% 6	2.74% 6
Q7: Volleyball	100.00% 30	13.70% 30
Q7: Wrestling	100.00% 5	2.28% 5
Total Respondents	219	219

# Q25 If you are not hanging out with people from other teams/contingents, is that because

Answered: 42 Skipped: 330

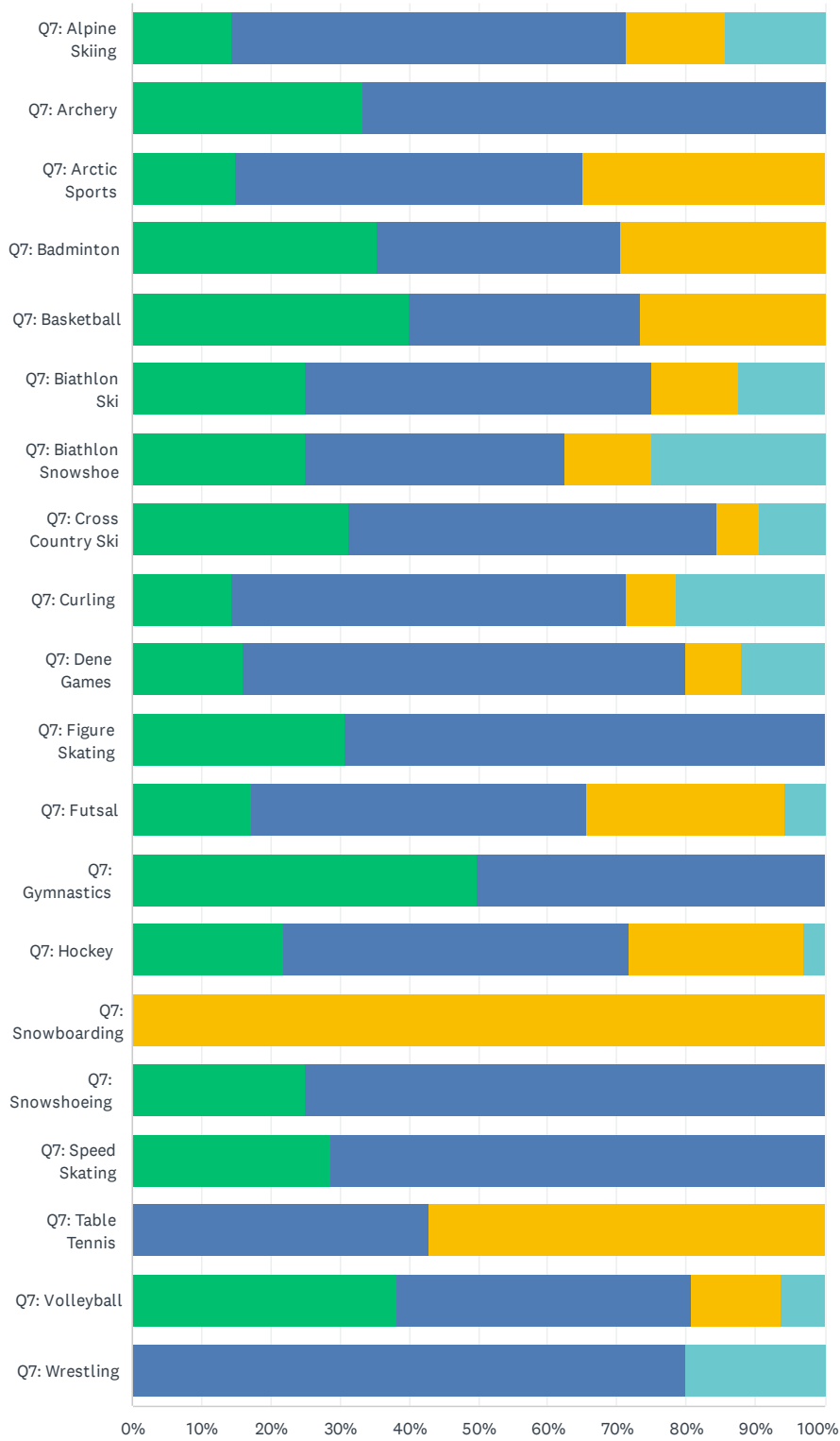


## Arctic Winter Games (AWG) 2023 Participant Survey

	I'M INTERESTED BUT HAVE NOT HAD THE OPPORTUNITY	I'M INTERESTED BUT WE DON'T SPEAK THE SAME LANGUAGE	I'M INTERESTED BUT TOO SHY	I'M NOT INTERESTED	PLEASE ADD ANY OTHER REASONS YOU MIGHT HAVE	TOTAL
Q7: Alpine Skiing (A)	0.00% 0	0.00% 0	0.00% 0	0.00% 0	0.00% 0	0.00% 0
Q7: Archery (B)	100.00% 1	0.00% 0	0.00% 0	0.00% 0	0.00% 0	2.38% 1
Q7: Arctic Sports (C)	33.33% 2	66.67% 4	50.00% 3	0.00% 0	0.00% 0	21.43% 9
Q7: Badminton (D)	0.00% 0	0.00% 0	0.00% 0	0.00% 0	0.00% 0	0.00% 0
Q7: Basketball (E)	100.00% 2	0.00% 0	0.00% 0	0.00% 0	0.00% 0	4.76% 2
Q7: Biathlon Ski (F)	0.00% 0	0.00% 0	100.00% 1	0.00% 0	0.00% 0	2.38% 1
Q7: Biathlon Snowshoe (G)	0.00% 0	0.00% 0	100.00% 1	0.00% 0	0.00% 0	2.38% 1
Q7: Cross Country Ski (H)	50.00% 2	0.00% 0	50.00% 2	0.00% 0	0.00% 0	9.52% 4
Q7: Curling (I)	0.00% 0	0.00% 0	0.00% 0	0.00% 0	100.00% 1	2.38% 1
Q7: Dene Games (J)	0.00% 0	0.00% 0	100.00% 1	0.00% 0	0.00% 0	2.38% 1
Q7: Figure Skating (K)	50.00% 1	0.00% 0	0.00% 0	0.00% 0	50.00% 1	4.76% 2
Q7: Futsal (L)	75.00% 3	0.00% 0	50.00% 2	0.00% 0	0.00% 0	11.90% 5
Q7: Gymnastics (M)	0.00% 0	0.00% 0	0.00% 0	0.00% 0	0.00% 0	0.00% 0
Q7: Hockey (N)	50.00% 5	10.00% 1	10.00% 1	0.00% 0	40.00% 4	26.19% 11
Q7: Snowboarding (O)	0.00% 0	0.00% 0	100.00% 1	0.00% 0	0.00% 0	2.38% 1
Q7: Snowshoeing (P)	0.00% 0	0.00% 0	0.00% 0	0.00% 0	0.00% 0	0.00% 0
Q7: Speed Skating (Q)	0.00% 0	0.00% 0	0.00% 0	0.00% 0	0.00% 0	0.00% 0
Q7: Table Tennis (R)	100.00% 1	0.00% 0	0.00% 0	0.00% 0	0.00% 0	2.38% 1
Q7: Volleyball (S)	0.00% 0	0.00% 0	71.43% 5	28.57% 2	28.57% 2	21.43% 9
Q7: Wrestling (T)	0.00% 0	0.00% 0	0.00% 0	0.00% 0	0.00% 0	0.00% 0
Total Respondents	17	5	17	2	8	42

### Q26 At the Games...

Answered: 305 Skipped: 67



■ I feel like a ... 
 ■ I feel a stro... 
 ■ I feel proud ... 
 ■ I feel a stro...

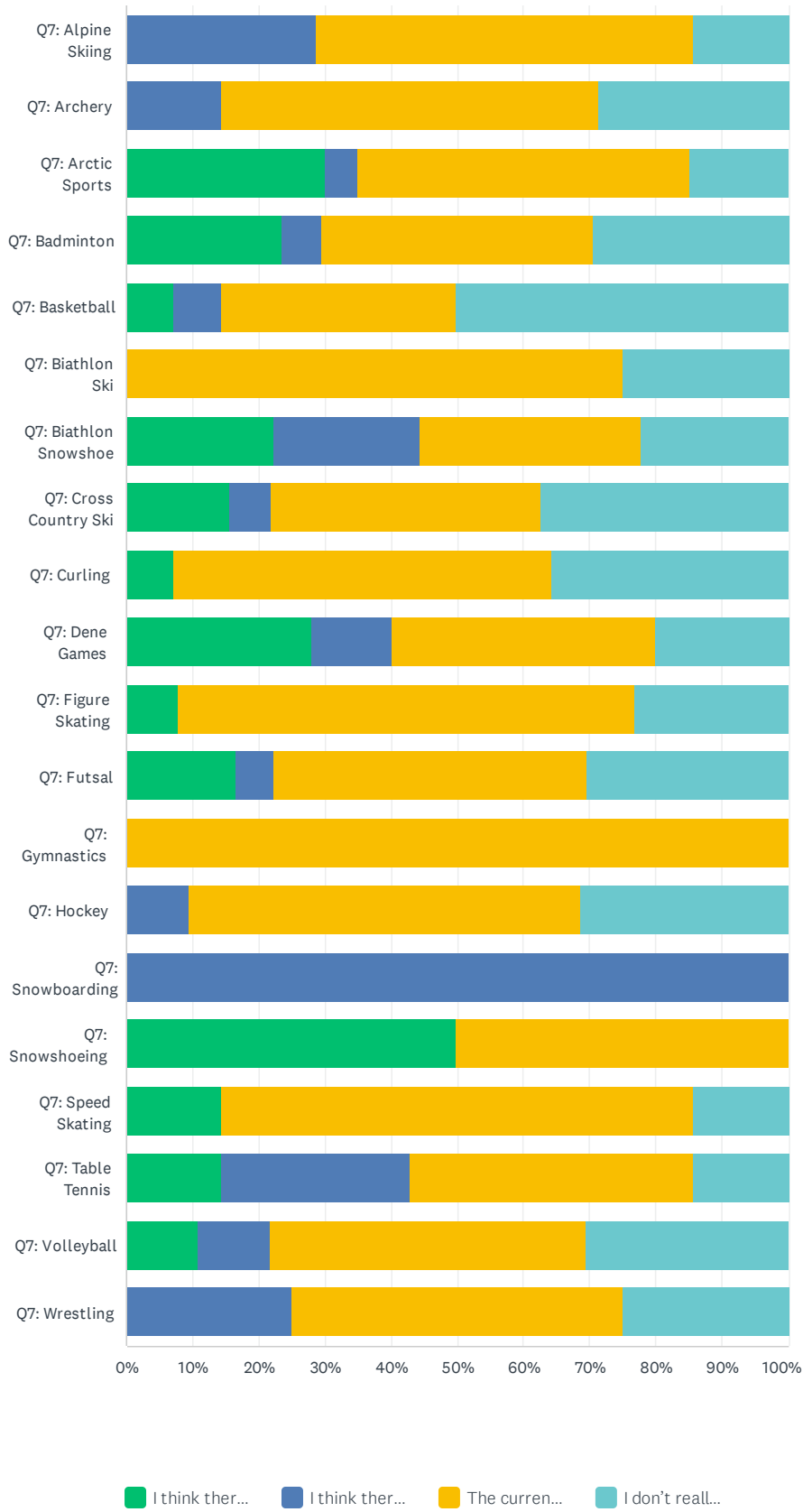
## Arctic Winter Games (AWG) 2023 Participant Survey

	I FEEL LIKE A NORTHERNER/SOMEONE FROM THE NORTH/ARCTIC	I FEEL A STRONG SENSE OF BELONGING TO MY TEAM/CONTINGENT	I FEEL PROUD OF MY COUNTRY	I FEEL A STRONG SENSE OF BELONGING TO MY COMMUNITY/PEOPLE (PLEASE SPECIFY):	TOTAL
Q7: Alpine Skiing (A)	14.29% 1	57.14% 4	14.29% 1	14.29% 1	2.30% 7
Q7: Archery (B)	33.33% 2	66.67% 4	0.00% 0	0.00% 0	1.97% 6
Q7: Arctic Sports (C)	15.00% 3	50.00% 10	35.00% 7	0.00% 0	6.56% 20
Q7: Badminton (D)	35.29% 6	35.29% 6	29.41% 5	0.00% 0	5.57% 17
Q7: Basketball (E)	40.00% 6	33.33% 5	26.67% 4	0.00% 0	4.92% 15
Q7: Biathlon Ski (F)	25.00% 2	50.00% 4	12.50% 1	12.50% 1	2.62% 8
Q7: Biathlon Snowshoe (G)	25.00% 2	37.50% 3	12.50% 1	25.00% 2	2.62% 8
Q7: Cross Country Ski (H)	31.25% 10	53.13% 17	6.25% 2 LN	9.38% 3	10.49% 32
Q7: Curling (I)	14.29% 2	57.14% 8	7.14% 1	21.43% 3	4.59% 14
Q7: Dene Games (J)	16.00% 4	64.00% 16	8.00% 2	12.00% 3	8.20% 25
Q7: Figure Skating (K)	30.77% 4	69.23% 9	0.00% 0	0.00% 0	4.26% 13
Q7: Futsal (L)	17.14% 6 S	48.57% 17	28.57% 10 H	5.71% 2	11.48% 35
Q7: Gymnastics (M)	50.00% 1	50.00% 1	0.00% 0	0.00% 0	0.66% 2
Q7: Hockey (N)	21.88% 7	50.00% 16	25.00% 8 H	3.13% 1	10.49% 32
Q7: Snowboarding (O)	0.00% 0	0.00% 0	100.00% 1	0.00% 0	0.33% 1
Q7: Snowshoeing (P)	25.00% 1	75.00% 3	0.00% 0	0.00% 0	1.31% 4
Q7: Speed Skating (Q)	28.57% 2	71.43% 5	0.00% 0	0.00% 0	2.30% 7
Q7: Table Tennis (R)	0.00% 0	42.86% 3	57.14% 4	0.00% 0	2.30% 7
Q7: Volleyball (S)	38.30% 18 L	42.55% 20	12.77% 6	6.38% 3	15.41% 47
Q7: Wrestling (T)	0.00% 0	80.00% 4	0.00% 0	20.00% 1	1.64% 5
Total Respondents	77	155	53	20	305

Q27 The AWG include a number of different sports, some traditionally and uniquely Northern (e.g. Dene Games, Arctic Sports), others globally popular (like hockey or futsal). Which one of these statements do you mostly agree with?

Answered: 305 Skipped: 67

# Arctic Winter Games (AWG) 2023 Participant Survey



## Arctic Winter Games (AWG) 2023 Participant Survey

	I THINK THERE SHOULD BE MORE TRADITIONALLY NORTHERN SPORTS AT THE AWG	I THINK THERE SHOULD BE MORE GLOBALLY POPULAR SPORTS AT THE AWG	THE CURRENT BALANCE BETWEEN NORTHERN SPORTS AND GLOBALLY POPULAR SPORTS IS JUST PERFECT.	I DON'T REALLY MIND, AS LONG AS THEY'RE SPORTS	TOTAL
Q7: Alpine Skiing (A)	0.00% 0	28.57% 2	57.14% 4	14.29% 1	2.30% 7
Q7: Archery (B)	0.00% 0	14.29% 1	57.14% 4	28.57% 2	2.30% 7
Q7: Arctic Sports (C)	30.00% 6	5.00% 1	50.00% 10	15.00% 3	6.56% 20
Q7: Badminton (D)	23.53% 4	5.88% 1	41.18% 7	29.41% 5	5.57% 17
Q7: Basketball (E)	7.14% 1	7.14% 1	35.71% 5	50.00% 7	4.59% 14
Q7: Biathlon Ski (F)	0.00% 0	0.00% 0	75.00% 6	25.00% 2	2.62% 8
Q7: Biathlon Snowshoe (G)	22.22% 2	22.22% 2	33.33% 3	22.22% 2	2.95% 9
Q7: Cross Country Ski (H)	15.63% 5 N	6.25% 2	40.63% 13	37.50% 12	10.49% 32
Q7: Curling (I)	7.14% 1	0.00% 0	57.14% 8	35.71% 5	4.59% 14
Q7: Dene Games (J)	28.00% 7	12.00% 3	40.00% 10	20.00% 5	8.20% 25
Q7: Figure Skating (K)	7.69% 1	0.00% 0	69.23% 9	23.08% 3	4.26% 13
Q7: Futsal (L)	16.67% 6 N	5.56% 2	47.22% 17	30.56% 11	11.80% 36
Q7: Gymnastics (M)	0.00% 0	0.00% 0	100.00% 2	0.00% 0	0.66% 2
Q7: Hockey (N)	0.00% 0 HL	9.38% 3	59.38% 19	31.25% 10	10.49% 32
Q7: Snowboarding (O)	0.00% 0	100.00% 1	0.00% 0	0.00% 0	0.33% 1
Q7: Snowshoeing (P)	50.00% 2	0.00% 0	50.00% 2	0.00% 0	1.31% 4
Q7: Speed Skating (Q)	14.29% 1	0.00% 0	71.43% 5	14.29% 1	2.30% 7
Q7: Table Tennis (R)	14.29% 1	28.57% 2	42.86% 3	14.29% 1	2.30% 7
Q7: Volleyball (S)	10.87% 5	10.87% 5	47.83% 22	30.43% 14	15.08% 46
Q7: Wrestling (T)	0.00% 0	25.00% 1	50.00% 2	25.00% 1	1.31% 4
Total Respondents	42	27	151	85	305

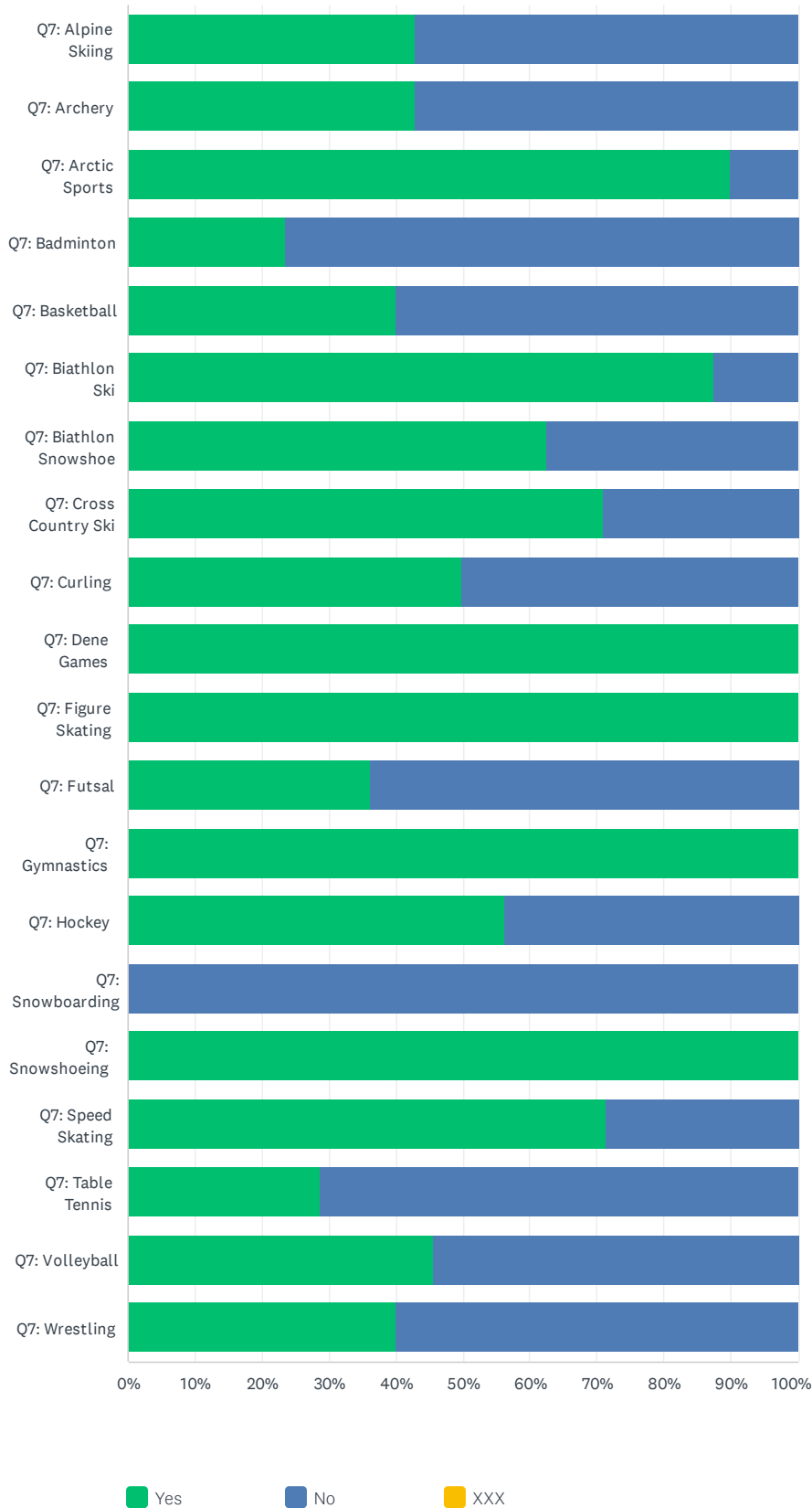
## Q28 Any additional comments on the mix of sports at the AWG?

Answered: 54 Skipped: 318

	ANY ADDITIONAL COMMENTS ON THE MIX OF SPORTS AT THE AWG?	TOTAL
Q7: Alpine Skiing	100.00% 2	3.70% 2
Q7: Archery	0.00% 0	0.00% 0
Q7: Arctic Sports	100.00% 4	7.41% 4
Q7: Badminton	100.00% 5	9.26% 5
Q7: Basketball	100.00% 4	7.41% 4
Q7: Biathlon Ski	0.00% 0	0.00% 0
Q7: Biathlon Snowshoe	100.00% 2	3.70% 2
Q7: Cross Country Ski	100.00% 7	12.96% 7
Q7: Curling	100.00% 1	1.85% 1
Q7: Dene Games	100.00% 7	12.96% 7
Q7: Figure Skating	100.00% 1	1.85% 1
Q7: Futsal	100.00% 5	9.26% 5
Q7: Gymnastics	0.00% 0	0.00% 0
Q7: Hockey	100.00% 6	11.11% 6
Q7: Snowboarding	0.00% 0	0.00% 0
Q7: Snowshoeing	100.00% 1	1.85% 1
Q7: Speed Skating	100.00% 1	1.85% 1
Q7: Table Tennis	100.00% 1	1.85% 1
Q7: Volleyball	100.00% 7	12.96% 7
Q7: Wrestling	0.00% 0	0.00% 0
Total Respondents	54	54

### Q29 Did you attend the Arctic Sports or Dene Games during the AWG?

Answered: 305 Skipped: 67



## Arctic Winter Games (AWG) 2023 Participant Survey

	YES	NO	XXX	TOTAL
Q7: Alpine Skiing (A)	42.86% 3	57.14% 4	0.00% 0	2.30% 7
Q7: Archery (B)	42.86% 3	57.14% 4	0.00% 0	2.30% 7
Q7: Arctic Sports (C)	90.00% 18	10.00% 2	0.00% 0	6.56% 20
Q7: Badminton (D)	23.53% 4	76.47% 13	0.00% 0	5.57% 17
Q7: Basketball (E)	40.00% 6	60.00% 9	0.00% 0	4.92% 15
Q7: Biathlon Ski (F)	87.50% 7	12.50% 1	0.00% 0	2.62% 8
Q7: Biathlon Snowshoe (G)	62.50% 5	37.50% 3	0.00% 0	2.62% 8
Q7: Cross Country Ski (H)	70.97% 22 LS	29.03% 9 LS	0.00% 0	10.16% 31
Q7: Curling (I)	50.00% 7	50.00% 7	0.00% 0	4.59% 14
Q7: Dene Games (J)	100.00% 25	0.00% 0	0.00% 0	8.20% 25
Q7: Figure Skating (K)	100.00% 13	0.00% 0	0.00% 0	4.26% 13
Q7: Futsal (L)	36.11% 13 H	63.89% 23 H	0.00% 0	11.80% 36
Q7: Gymnastics (M)	100.00% 2	0.00% 0	0.00% 0	0.66% 2
Q7: Hockey (N)	56.25% 18	43.75% 14	0.00% 0	10.49% 32
Q7: Snowboarding (O)	0.00% 0	100.00% 1	0.00% 0	0.33% 1
Q7: Snowshoeing (P)	100.00% 4	0.00% 0	0.00% 0	1.31% 4
Q7: Speed Skating (Q)	71.43% 5	28.57% 2	0.00% 0	2.30% 7
Q7: Table Tennis (R)	28.57% 2	71.43% 5	0.00% 0	2.30% 7
Q7: Volleyball (S)	45.65% 21 H	54.35% 25 H	0.00% 0	15.08% 46
Q7: Wrestling (T)	40.00% 2	60.00% 3	0.00% 0	1.64% 5
<b>Total Respondents</b>	<b>180</b>	<b>125</b>	<b>0</b>	<b>305</b>

Arctic Winter Games (AWG) 2023 Participant Survey

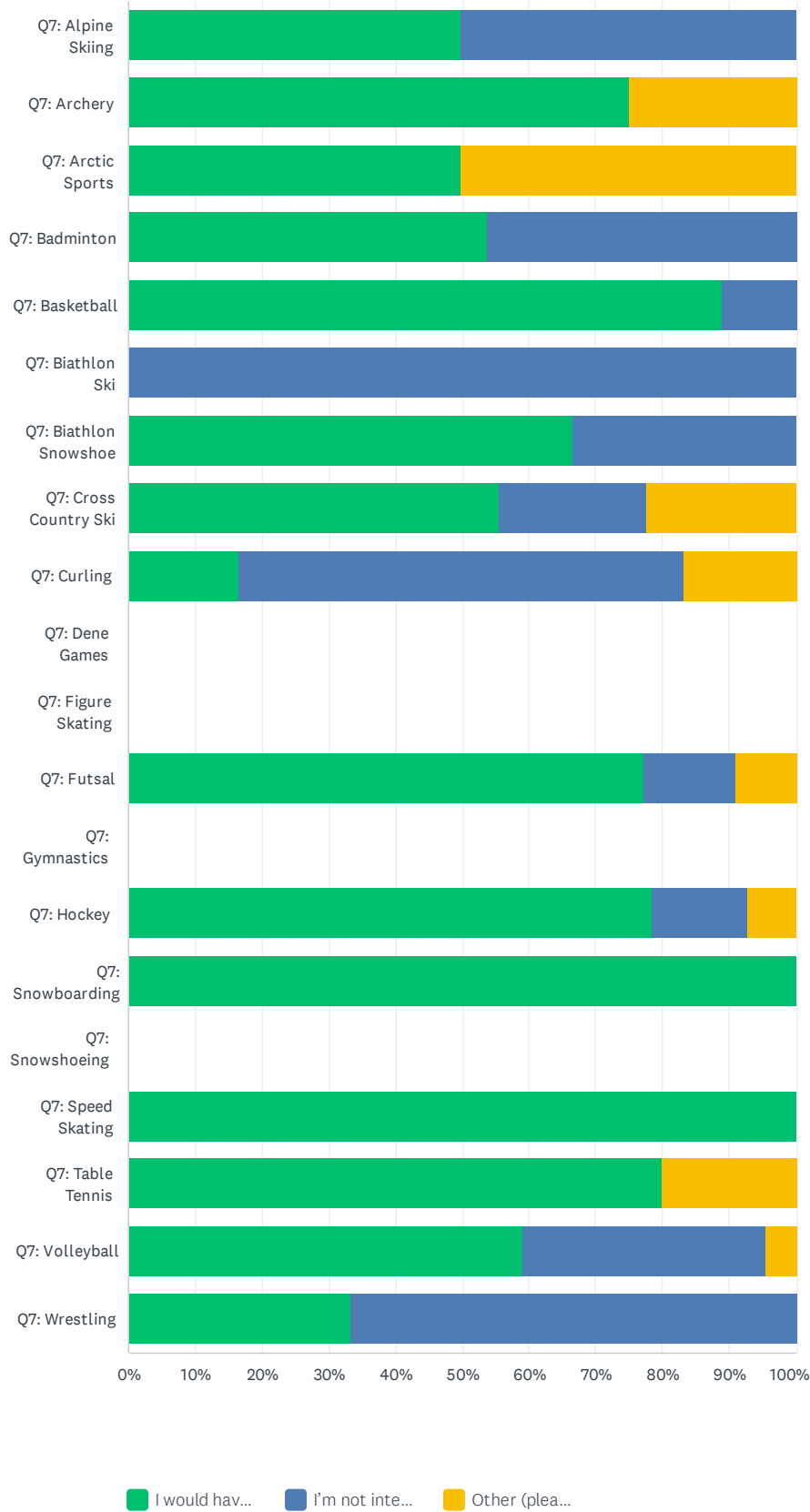
Q30 If yes,

Answered: 133 Skipped: 239

	WHAT DID YOU LIKE ABOUT THE ARCTIC SPORTS OR DENE GAMES?	ANYTHING YOU DID NOT LIKE SO MUCH?	TOTAL
Q7: Alpine Skiing	100.00% 3	0.00% 0	2.26% 3
Q7: Archery	100.00% 3	0.00% 0	2.26% 3
Q7: Arctic Sports	100.00% 13	84.62% 11	18.05% 24
Q7: Badminton	100.00% 4	50.00% 2	4.51% 6
Q7: Basketball	100.00% 5	20.00% 1	4.51% 6
Q7: Biathlon Ski	100.00% 4	50.00% 2	4.51% 6
Q7: Biathlon Snowshoe	100.00% 3	33.33% 1	3.01% 4
Q7: Cross Country Ski	100.00% 12	58.33% 7	14.29% 19
Q7: Curling	100.00% 4	25.00% 1	3.76% 5
Q7: Dene Games	100.00% 24	54.17% 13	27.82% 37
Q7: Figure Skating	100.00% 8	25.00% 2	7.52% 10
Q7: Futsal	87.50% 7	50.00% 4	8.27% 11
Q7: Gymnastics	100.00% 1	100.00% 1	1.50% 2
Q7: Hockey	86.67% 13	26.67% 4	12.78% 17
Q7: Snowboarding	0.00% 0	0.00% 0	0.00% 0
Q7: Snowshoeing	100.00% 3	33.33% 1	3.01% 4
Q7: Speed Skating	100.00% 5	40.00% 2	5.26% 7
Q7: Table Tennis	100.00% 2	100.00% 2	3.01% 4
Q7: Volleyball	100.00% 16	31.25% 5	15.79% 21
Q7: Wrestling	0.00% 0	0.00% 0	0.00% 0
<b>Total Respondents</b>	<b>130</b>	<b>59</b>	<b>133</b>

### Q31 If no,

Answered: 120 Skipped: 252

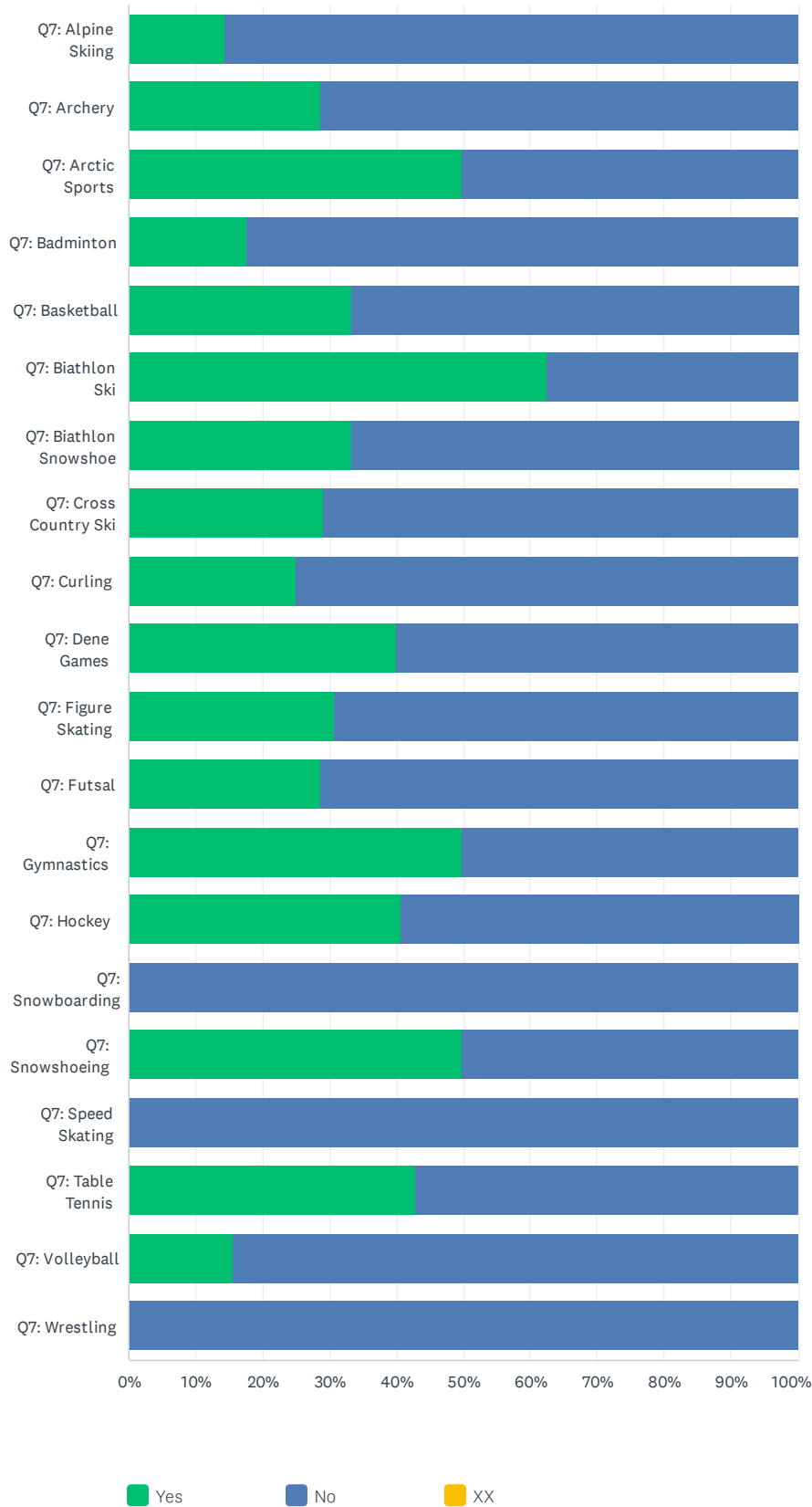


Arctic Winter Games (AWG) 2023 Participant Survey

	I WOULD HAVE LIKED TO, BUT I DIDN'T HAVE ENOUGH TIME OR DID NOT HAVE THE OPPORTUNITY TO GET TO THE VENUE	I'M NOT INTERESTED IN THE ARCTIC SPORTS OR DENE GAMES	OTHER (PLEASE SPECIFY)	TOTAL
Q7: Alpine Skiing (A)	50.00% 2	50.00% 2	0.00% 0	3.33% 4
Q7: Archery (B)	75.00% 3	0.00% 0	25.00% 1	3.33% 4
Q7: Arctic Sports (C)	50.00% 1	0.00% 0	50.00% 1	1.67% 2
Q7: Badminton (D)	53.85% 7	46.15% 6	0.00% 0	10.83% 13
Q7: Basketball (E)	88.89% 8	11.11% 1	0.00% 0	7.50% 9
Q7: Biathlon Ski (F)	0.00% 0	100.00% 1	0.00% 0	0.83% 1
Q7: Biathlon Snowshoe (G)	66.67% 2	33.33% 1	0.00% 0	2.50% 3
Q7: Cross Country Ski (H)	55.56% 5	22.22% 2	22.22% 2	7.50% 9
Q7: Curling (I)	16.67% 1	66.67% 4	16.67% 1	5.00% 6
Q7: Dene Games (J)	0.00% 0	0.00% 0	0.00% 0	0.00% 0
Q7: Figure Skating (K)	0.00% 0	0.00% 0	0.00% 0	0.00% 0
Q7: Futsal (L)	77.27% 17	13.64% 3	9.09% 2	18.33% 22
Q7: Gymnastics (M)	0.00% 0	0.00% 0	0.00% 0	0.00% 0
Q7: Hockey (N)	78.57% 11	14.29% 2	7.14% 1	11.67% 14
Q7: Snowboarding (O)	100.00% 1	0.00% 0	0.00% 0	0.83% 1
Q7: Snowshoeing (P)	0.00% 0	0.00% 0	0.00% 0	0.00% 0
Q7: Speed Skating (Q)	100.00% 2	0.00% 0	0.00% 0	1.67% 2
Q7: Table Tennis (R)	80.00% 4	0.00% 0	20.00% 1	4.17% 5
Q7: Volleyball (S)	59.09% 13	36.36% 8	4.55% 1	18.33% 22
Q7: Wrestling (T)	33.33% 1	66.67% 2	0.00% 0	2.50% 3
Total Respondents	78	32	10	120

### Q32 Did you attend the artistic/cultural performances (pop-up performances or Cultural Gala)?

Answered: 301 Skipped: 71



## Arctic Winter Games (AWG) 2023 Participant Survey

	YES	NO	XX	TOTAL
Q7: Alpine Skiing (A)	14.29% 1	85.71% 6	0.00% 0	2.33% 7
Q7: Archery (B)	28.57% 2	71.43% 5	0.00% 0	2.33% 7
Q7: Arctic Sports (C)	50.00% 10	50.00% 10	0.00% 0	6.64% 20
Q7: Badminton (D)	17.65% 3	82.35% 14	0.00% 0	5.65% 17
Q7: Basketball (E)	33.33% 5	66.67% 10	0.00% 0	4.98% 15
Q7: Biathlon Ski (F)	62.50% 5	37.50% 3	0.00% 0	2.66% 8
Q7: Biathlon Snowshoe (G)	33.33% 3	66.67% 6	0.00% 0	2.99% 9
Q7: Cross Country Ski (H)	29.03% 9	70.97% 22	0.00% 0	10.30% 31
Q7: Curling (I)	25.00% 3	75.00% 9	0.00% 0	3.99% 12
Q7: Dene Games (J)	40.00% 10	60.00% 15	0.00% 0	8.31% 25
Q7: Figure Skating (K)	30.77% 4	69.23% 9	0.00% 0	4.32% 13
Q7: Futsal (L)	28.57% 10	71.43% 25	0.00% 0	11.63% 35
Q7: Gymnastics (M)	50.00% 1	50.00% 1	0.00% 0	0.66% 2
Q7: Hockey (N)	40.63% 13 S	59.38% 19 S	0.00% 0	10.63% 32
Q7: Snowboarding (O)	0.00% 0	100.00% 1	0.00% 0	0.33% 1
Q7: Snowshoeing (P)	50.00% 2	50.00% 2	0.00% 0	1.33% 4
Q7: Speed Skating (Q)	0.00% 0	100.00% 7	0.00% 0	2.33% 7
Q7: Table Tennis (R)	42.86% 3	57.14% 4	0.00% 0	2.33% 7
Q7: Volleyball (S)	15.56% 7 N	84.44% 38 N	0.00% 0	14.95% 45
Q7: Wrestling (T)	0.00% 0	100.00% 4	0.00% 0	1.33% 4
<b>Total Respondents</b>	<b>91</b>	<b>210</b>	<b>0</b>	<b>301</b>

Arctic Winter Games (AWG) 2023 Participant Survey

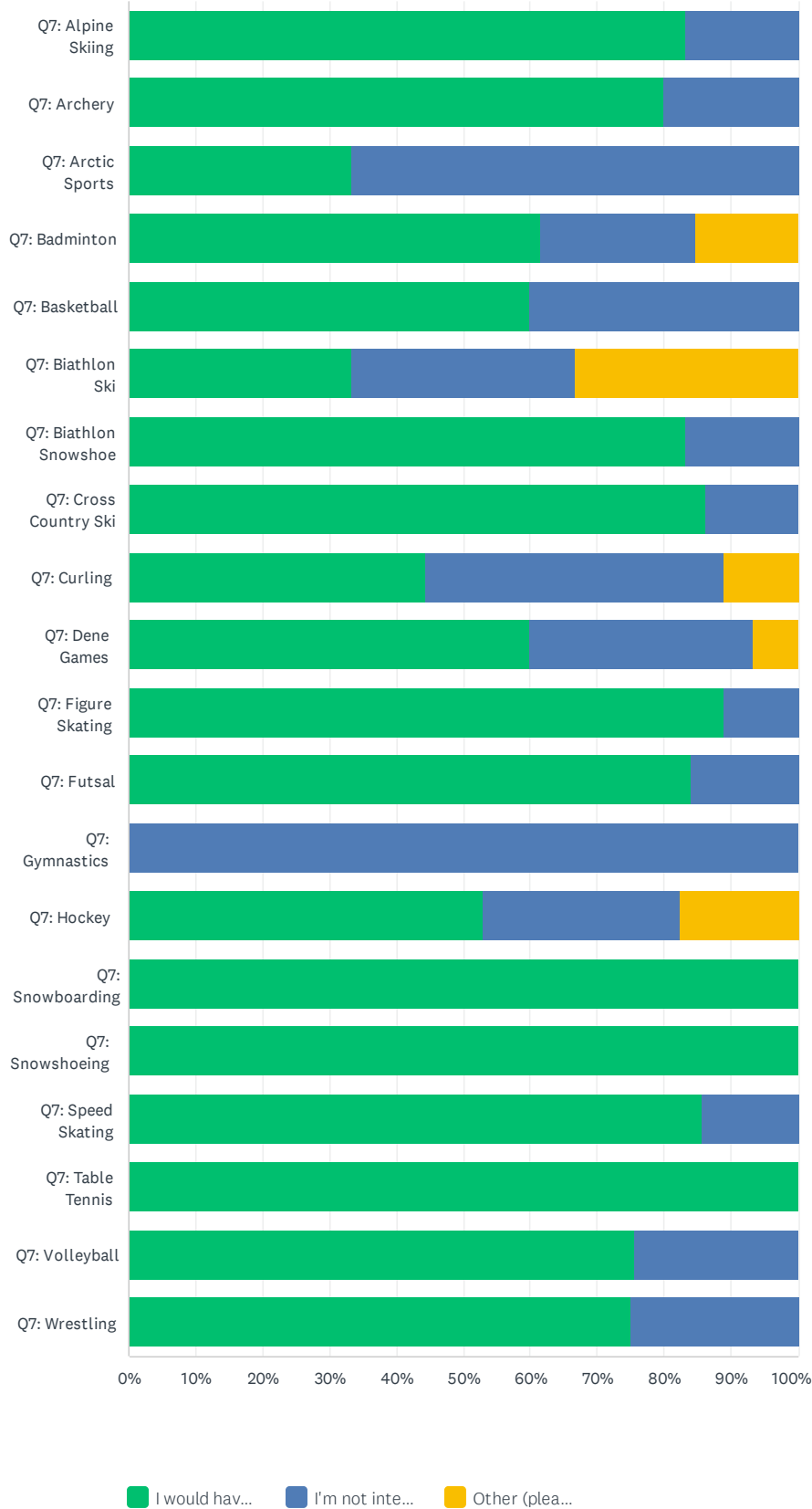
Q33 If yes,

Answered: 57 Skipped: 315

	WHAT DID YOU LIKE ABOUT THE ARTISTIC/CULTURAL PERFORMANCES?	ANYTHING YOU DID NOT LIKE SO MUCH ABOUT IT?	TOTAL
Q7: Alpine Skiing	100.00% 1	0.00% 0	1.75% 1
Q7: Archery	100.00% 2	0.00% 0	3.51% 2
Q7: Arctic Sports	100.00% 5	40.00% 2	12.28% 7
Q7: Badminton	100.00% 3	66.67% 2	8.77% 5
Q7: Basketball	100.00% 3	33.33% 1	7.02% 4
Q7: Biathlon Ski	100.00% 2	100.00% 2	7.02% 4
Q7: Biathlon Snowshoe	100.00% 1	0.00% 0	1.75% 1
Q7: Cross Country Ski	100.00% 7	28.57% 2	15.79% 9
Q7: Curling	100.00% 2	0.00% 0	3.51% 2
Q7: Dene Games	100.00% 5	40.00% 2	12.28% 7
Q7: Figure Skating	100.00% 3	33.33% 1	7.02% 4
Q7: Futsal	100.00% 8	37.50% 3	19.30% 11
Q7: Gymnastics	0.00% 0	0.00% 0	0.00% 0
Q7: Hockey	100.00% 9	0.00% 0	15.79% 9
Q7: Snowboarding	0.00% 0	0.00% 0	0.00% 0
Q7: Snowshoeing	100.00% 1	100.00% 1	3.51% 2
Q7: Speed Skating	0.00% 0	0.00% 0	0.00% 0
Q7: Table Tennis	100.00% 1	0.00% 0	1.75% 1
Q7: Volleyball	100.00% 4	25.00% 1	8.77% 5
Q7: Wrestling	0.00% 0	0.00% 0	0.00% 0
Total Respondents	57	17	57

### Q34 If not,

Answered: 205 Skipped: 167



## Arctic Winter Games (AWG) 2023 Participant Survey

	I WOULD HAVE LIKED TO, BUT I DID NOT HAVE ENOUGH TIME OR DID NOT HAVE THE OPPORTUNITY	I'M NOT INTERESTED IN THE ARTISTIC/CULTURAL PERFORMANCES	OTHER (PLEASE SPECIFY)	TOTAL
Q7: Alpine Skiing (A)	83.33% 5	16.67% 1	0.00% 0	2.93% 6
Q7: Archery (B)	80.00% 4	20.00% 1	0.00% 0	2.44% 5
Q7: Arctic Sports (C)	33.33% 3	66.67% 6	0.00% 0	4.39% 9
Q7: Badminton (D)	61.54% 8	23.08% 3	15.38% 2	6.34% 13
Q7: Basketball (E)	60.00% 6	40.00% 4	0.00% 0	4.88% 10
Q7: Biathlon Ski (F)	33.33% 1	33.33% 1	33.33% 1	1.46% 3
Q7: Biathlon Snowshoe (G)	83.33% 5	16.67% 1	0.00% 0	2.93% 6
Q7: Cross Country Ski (H)	86.36% 19	13.64% 3	0.00% 0	10.73% 22
Q7: Curling (I)	44.44% 4	44.44% 4	11.11% 1	4.39% 9
Q7: Dene Games (J)	60.00% 9	33.33% 5	6.67% 1	7.32% 15
Q7: Figure Skating (K)	88.89% 8	11.11% 1	0.00% 0	4.39% 9
Q7: Futsal (L)	84.00% 21	16.00% 4	0.00% 0	12.20% 25
Q7: Gymnastics (M)	0.00% 0	100.00% 1	0.00% 0	0.49% 1
Q7: Hockey (N)	52.94% 9	29.41% 5	17.65% 3	8.29% 17
Q7: Snowboarding (O)	100.00% 1	0.00% 0	0.00% 0	0.49% 1
Q7: Snowshoeing (P)	100.00% 2	0.00% 0	0.00% 0	0.98% 2
Q7: Speed Skating (Q)	85.71% 6	14.29% 1	0.00% 0	3.41% 7
Q7: Table Tennis (R)	100.00% 4	0.00% 0	0.00% 0	1.95% 4
Q7: Volleyball (S)	75.68% 28	24.32% 9	0.00% 0	18.05% 37
Q7: Wrestling (T)	75.00% 3	25.00% 1	0.00% 0	1.95% 4
<b>Total Respondents</b>	<b>146</b>	<b>51</b>	<b>8</b>	<b>205</b>

## Q35 What do you think about the AWG 2023 mix of sports events and artistic performances?

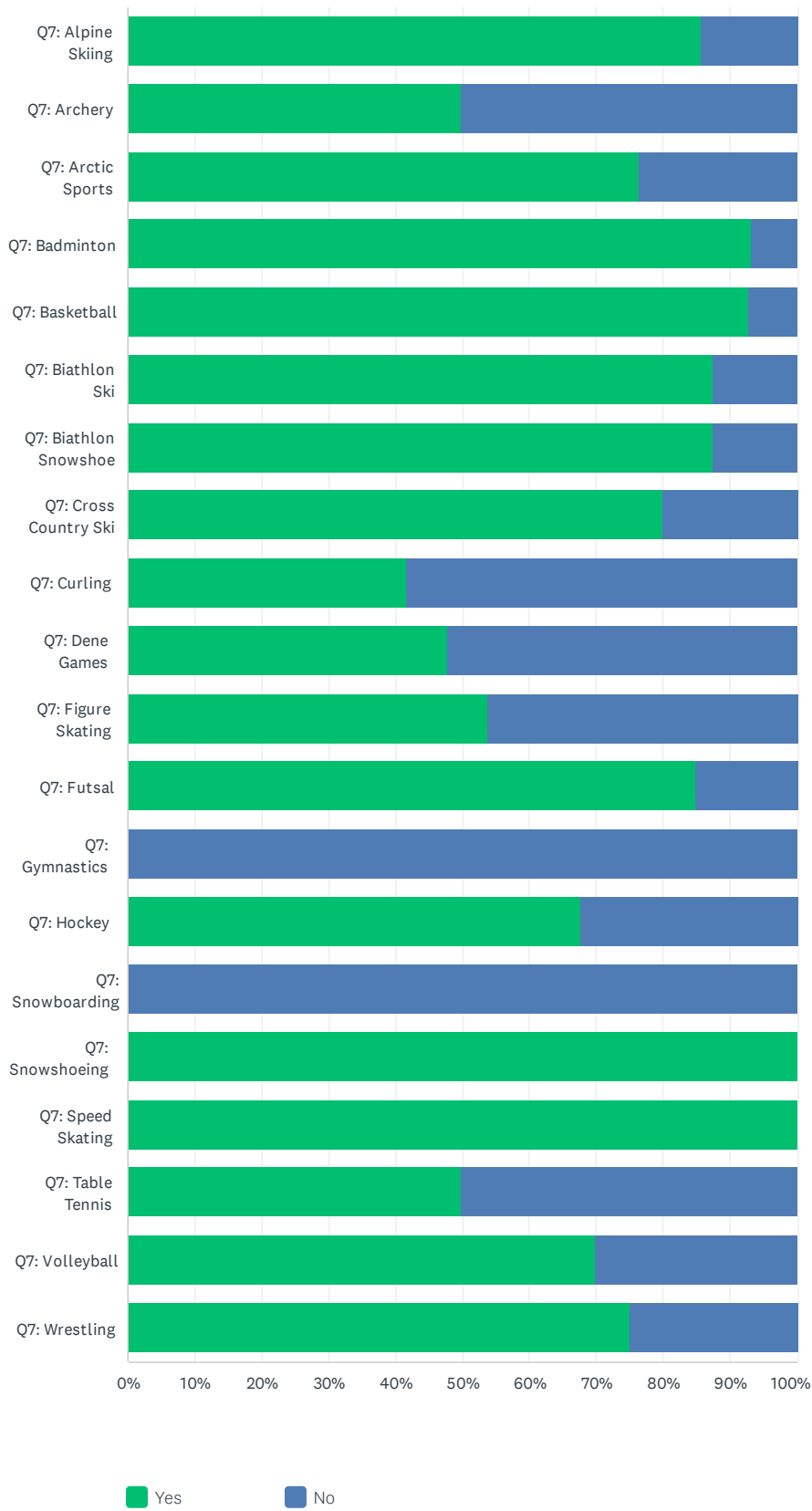
Answered: 144 Skipped: 228

	WHAT DO YOU THINK ABOUT THE AWG 2023 MIX OF SPORTS EVENTS AND ARTISTIC PERFORMANCES?	TOTAL
Q7: Alpine Skiing	100.00% 3	2.08% 3
Q7: Archery	100.00% 4	2.78% 4
Q7: Arctic Sports	100.00% 10	6.94% 10
Q7: Badminton	100.00% 10	6.94% 10
Q7: Basketball	100.00% 6	4.17% 6
Q7: Biathlon Ski	100.00% 3	2.08% 3
Q7: Biathlon Snowshoe	100.00% 2	1.39% 2
Q7: Cross Country Ski	100.00% 15	10.42% 15
Q7: Curling	100.00% 7	4.86% 7
Q7: Dene Games	100.00% 14	9.72% 14
Q7: Figure Skating	100.00% 4	2.78% 4
Q7: Futsal	100.00% 19	13.19% 19
Q7: Gymnastics	0.00% 0	0.00% 0
Q7: Hockey	100.00% 13	9.03% 13
Q7: Snowboarding	100.00% 1	0.69% 1
Q7: Snowshoeing	100.00% 2	1.39% 2
Q7: Speed Skating	100.00% 4	2.78% 4
Q7: Table Tennis	100.00% 4	2.78% 4
Q7: Volleyball	100.00% 21	14.58% 21
Q7: Wrestling	100.00% 2	1.39% 2
Total Respondents	144	144

Q36 Many major sports events consider their environmental sustainability (carbon 'footprint', waste separation, energy use, recycling, etc.). Do you think the AWG should focus on the protection of the environment?

Answered: 279 Skipped: 93

# Arctic Winter Games (AWG) 2023 Participant Survey



## Arctic Winter Games (AWG) 2023 Participant Survey

	YES	NO	TOTAL
Q7: Alpine Skiing (A)	85.71% 6	14.29% 1	2.51% 7
Q7: Archery (B)	50.00% 3	50.00% 3	2.15% 6
Q7: Arctic Sports (C)	76.47% 13	23.53% 4	6.09% 17
Q7: Badminton (D)	93.33% 14	6.67% 1	5.38% 15
Q7: Basketball (E)	92.86% 13	7.14% 1	5.02% 14
Q7: Biathlon Ski (F)	87.50% 7	12.50% 1	2.87% 8
Q7: Biathlon Snowshoe (G)	87.50% 7	12.50% 1	2.87% 8
Q7: Cross Country Ski (H)	80.00% 24	20.00% 6	10.75% 30
Q7: Curling (I)	41.67% 5	58.33% 7	4.30% 12
Q7: Dene Games (J)	47.83% 11	52.17% 12	8.24% 23
Q7: Figure Skating (K)	53.85% 7	46.15% 6	4.66% 13
Q7: Futsal (L)	84.85% 28	15.15% 5	11.83% 33
Q7: Gymnastics (M)	0.00% 0	100.00% 1	0.36% 1
Q7: Hockey (N)	67.74% 21	32.26% 10	11.11% 31
Q7: Snowboarding (O)	0.00% 0	100.00% 1	0.36% 1
Q7: Snowshoeing (P)	100.00% 4	0.00% 0	1.43% 4
Q7: Speed Skating (Q)	100.00% 6	0.00% 0	2.15% 6
Q7: Table Tennis (R)	50.00% 3	50.00% 3	2.15% 6
Q7: Volleyball (S)	70.00% 28	30.00% 12	14.34% 40
Q7: Wrestling (T)	75.00% 3	25.00% 1	1.43% 4
Total Respondents	203	76	279

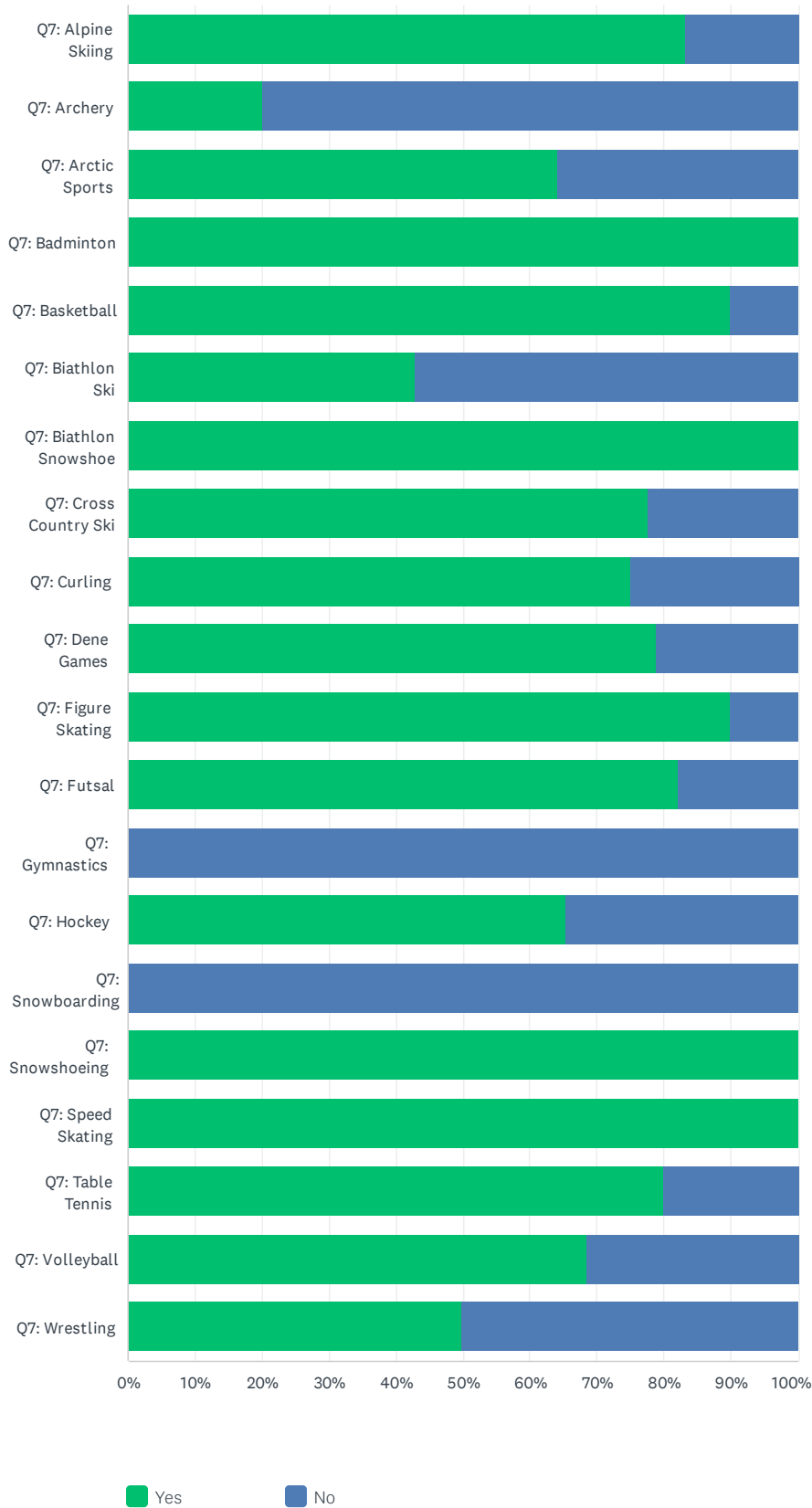
## Q37 If yes, please explain why

Answered: 124 Skipped: 248

	IF YES, PLEASE EXPLAIN WHY	TOTAL
Q7: Alpine Skiing	100.00% 4	3.23% 4
Q7: Archery	100.00% 3	2.42% 3
Q7: Arctic Sports	100.00% 10	8.06% 10
Q7: Badminton	100.00% 12	9.68% 12
Q7: Basketball	100.00% 6	4.84% 6
Q7: Biathlon Ski	100.00% 5	4.03% 5
Q7: Biathlon Snowshoe	100.00% 6	4.84% 6
Q7: Cross Country Ski	100.00% 17	13.71% 17
Q7: Curling	100.00% 3	2.42% 3
Q7: Dene Games	100.00% 4	3.23% 4
Q7: Figure Skating	100.00% 2	1.61% 2
Q7: Futsal	100.00% 18	14.52% 18
Q7: Gymnastics	0.00% 0	0.00% 0
Q7: Hockey	100.00% 11	8.87% 11
Q7: Snowboarding	0.00% 0	0.00% 0
Q7: Snowshoeing	100.00% 3	2.42% 3
Q7: Speed Skating	100.00% 3	2.42% 3
Q7: Table Tennis	100.00% 1	0.81% 1
Q7: Volleyball	100.00% 14	11.29% 14
Q7: Wrestling	100.00% 2	1.61% 2
Total Respondents	124	124

### Q38 Do you think that Arctic/Northern peoples are more vulnerable to climate change and other environmental issues than other peoples in the world?

Answered: 238 Skipped: 134

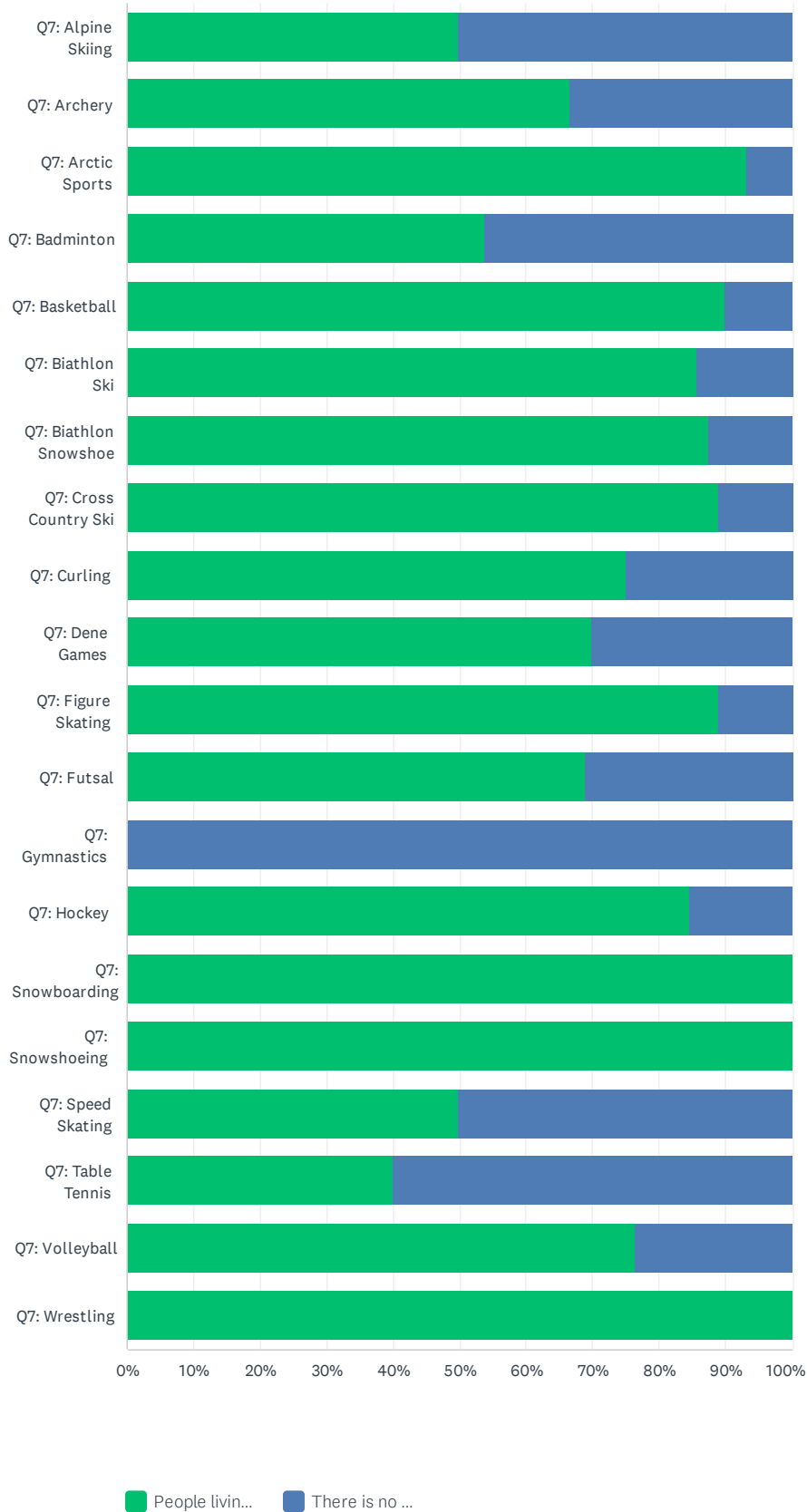


## Arctic Winter Games (AWG) 2023 Participant Survey

	YES	NO	TOTAL
Q7: Alpine Skiing (A)	83.33% 5	16.67% 1	2.52% 6
Q7: Archery (B)	20.00% 1	80.00% 4	2.10% 5
Q7: Arctic Sports (C)	64.29% 9	35.71% 5	5.88% 14
Q7: Badminton (D)	100.00% 12	0.00% 0	5.04% 12
Q7: Basketball (E)	90.00% 9	10.00% 1	4.20% 10
Q7: Biathlon Ski (F)	42.86% 3	57.14% 4	2.94% 7
Q7: Biathlon Snowshoe (G)	100.00% 8	0.00% 0	3.36% 8
Q7: Cross Country Ski (H)	77.78% 21	22.22% 6	11.34% 27
Q7: Curling (I)	75.00% 9	25.00% 3	5.04% 12
Q7: Dene Games (J)	78.95% 15	21.05% 4	7.98% 19
Q7: Figure Skating (K)	90.00% 9	10.00% 1	4.20% 10
Q7: Futsal (L)	82.14% 23	17.86% 5	11.76% 28
Q7: Gymnastics (M)	0.00% 0	100.00% 1	0.42% 1
Q7: Hockey (N)	65.38% 17	34.62% 9	10.92% 26
Q7: Snowboarding (O)	0.00% 0	100.00% 1	0.42% 1
Q7: Snowshoeing (P)	100.00% 3	0.00% 0	1.26% 3
Q7: Speed Skating (Q)	100.00% 5	0.00% 0	2.10% 5
Q7: Table Tennis (R)	80.00% 4	20.00% 1	2.10% 5
Q7: Volleyball (S)	68.57% 24	31.43% 11	14.71% 35
Q7: Wrestling (T)	50.00% 2	50.00% 2	1.68% 4
<b>Total Respondents</b>	<b>179</b>	<b>59</b>	<b>238</b>

### Q39 Which one of these statements do you mostly agree with?

Answered: 242 Skipped: 130



## Arctic Winter Games (AWG) 2023 Participant Survey

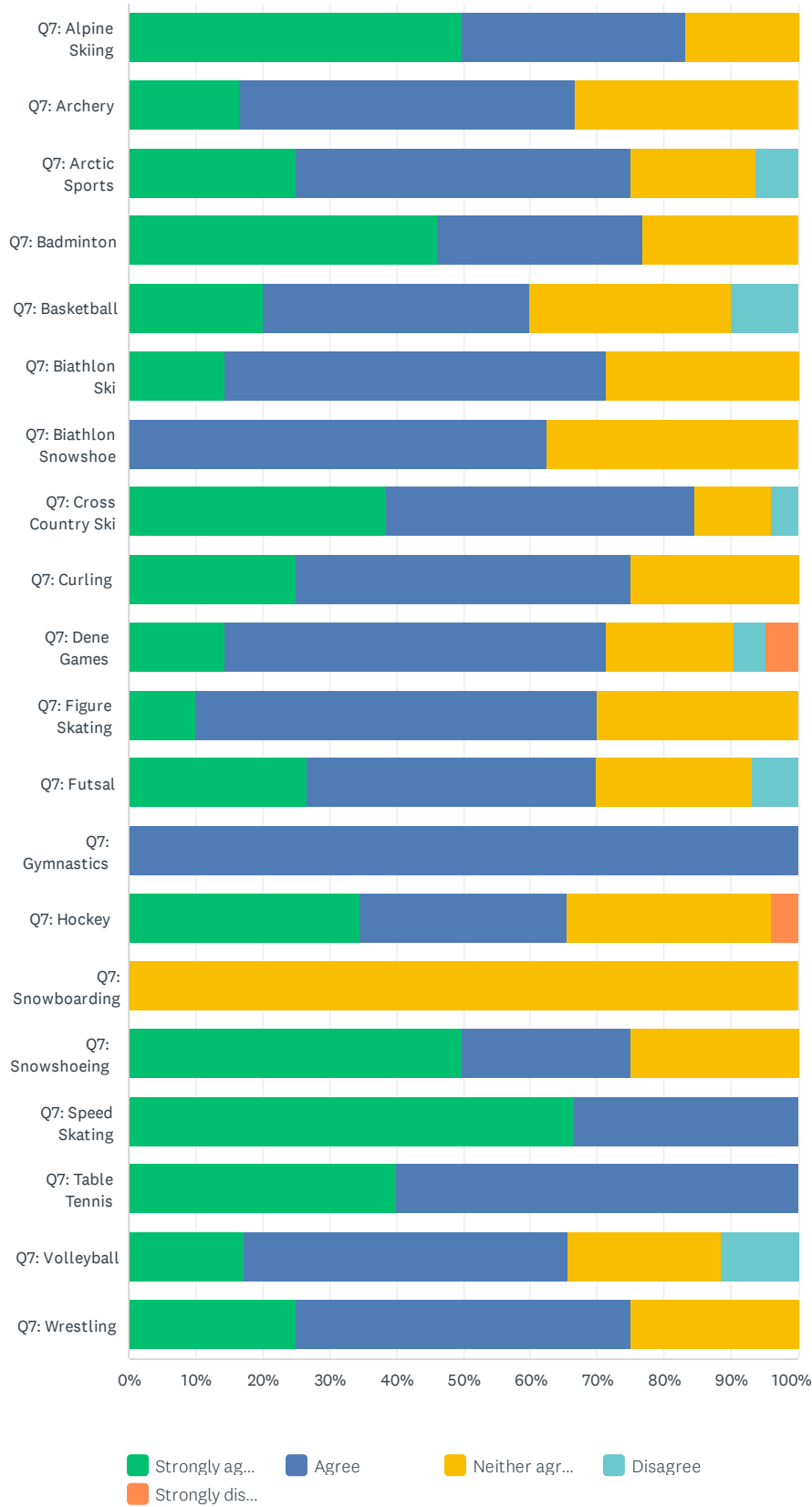
	PEOPLE LIVING IN THE CIRCUMPOLAR NORTH HAVE A BETTER UNDERSTANDING THAN OTHERS OF WHAT IT MEANS TO LIVE ON THE LAND AND PROTECT THE ENVIRONMENT	THERE IS NO DIFFERENCE BETWEEN HOW PEOPLE LIVING IN THE CIRCUMPOLAR NORTH AND OTHERS UNDERSTAND WHAT IT MEANS TO LIVE ON THE LAND AND PROTECT THE ENVIRONMENT	TOTAL
Q7: Alpine Skiing (A)	50.00% 3	50.00% 3	2.48% 6
Q7: Archery (B)	66.67% 4	33.33% 2	2.48% 6
Q7: Arctic Sports (C)	93.33% 14	6.67% 1	6.20% 15
Q7: Badminton (D)	53.85% 7	46.15% 6	5.37% 13
Q7: Basketball (E)	90.00% 9	10.00% 1	4.13% 10
Q7: Biathlon Ski (F)	85.71% 6	14.29% 1	2.89% 7
Q7: Biathlon Snowshoe (G)	87.50% 7	12.50% 1	3.31% 8
Q7: Cross Country Ski (H)	88.89% 24	11.11% 3	11.16% 27
Q7: Curling (I)	75.00% 9	25.00% 3	4.96% 12
Q7: Dene Games (J)	70.00% 14	30.00% 6	8.26% 20
Q7: Figure Skating (K)	88.89% 8	11.11% 1	3.72% 9
Q7: Futsal (L)	68.97% 20	31.03% 9	11.98% 29
Q7: Gymnastics (M)	0.00% 0	100.00% 1	0.41% 1
Q7: Hockey (N)	84.62% 22	15.38% 4	10.74% 26
Q7: Snowboarding (O)	100.00% 1	0.00% 0	0.41% 1
Q7: Snowshoeing (P)	100.00% 3	0.00% 0	1.24% 3
Q7: Speed Skating (Q)	50.00% 3	50.00% 3	2.48% 6
Q7: Table Tennis (R)	40.00% 2	60.00% 3	2.07% 5
Q7: Volleyball (S)	76.47% 26	23.53% 8	14.05% 34
Q7: Wrestling (T)	100.00% 4	0.00% 0	1.65% 4
Total Respondents	186	56	242

**Q40 How strongly do you agree with the following statement: The AWG have a special responsibility to promote environmental protection of the Arctic/North?**

Answered: 247 Skipped: 125

# Arctic Winter Games (AWG) 2023 Participant Survey

(no label)



## Arctic Winter Games (AWG) 2023 Participant Survey

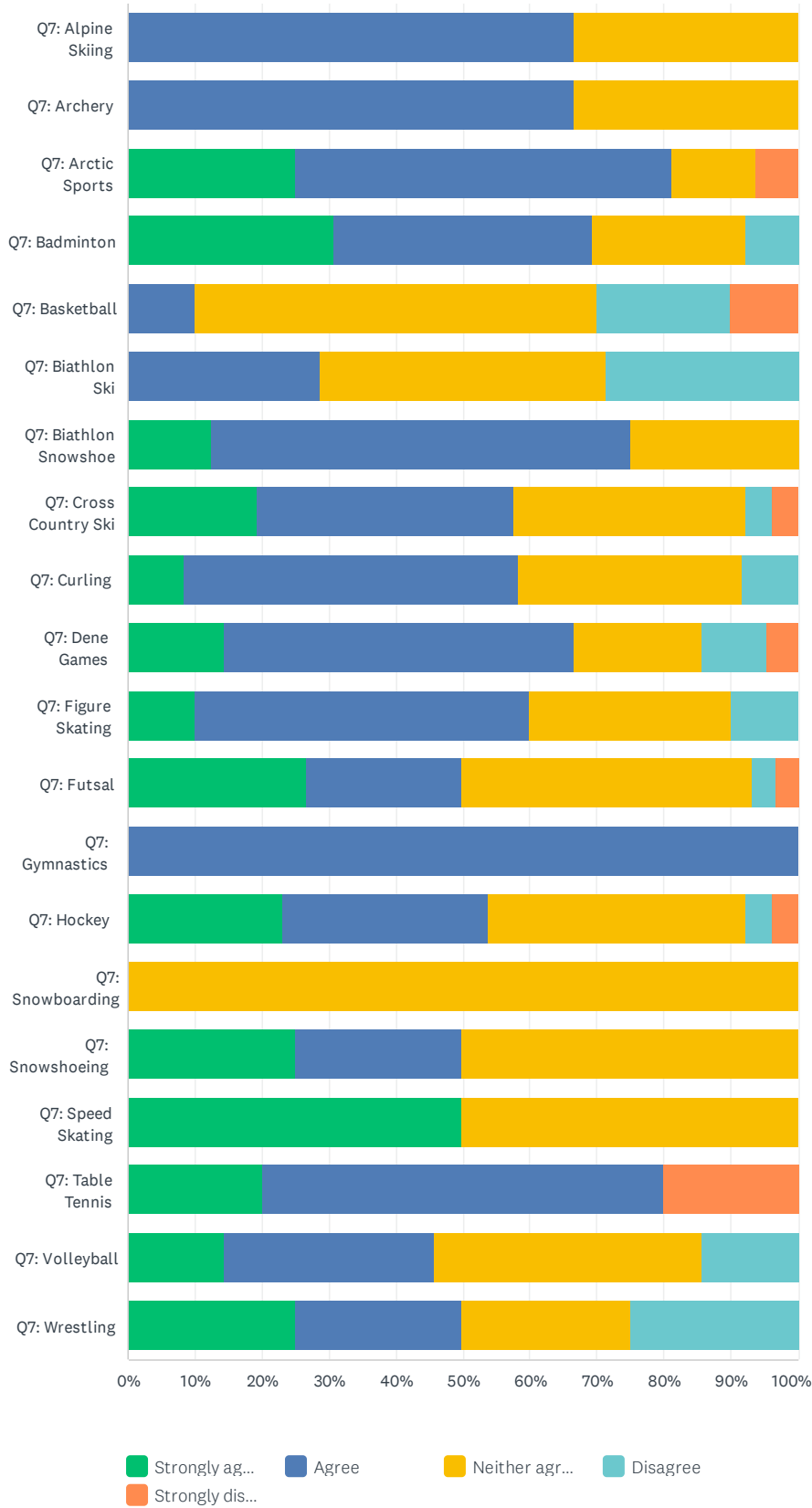
(no label)							
	STRONGLY AGREE	AGREE	NEITHER AGREE NOR DISAGREE	DISAGREE	STRONGLY DISAGREE	TOTAL	WEIGHTED AVERAGE
Q7: Alpine Skiing (A)	50.00% 3	33.33% 2	16.67% 1	0.00% 0	0.00% 0	2.43% 6	1.67
Q7: Archery (B)	16.67% 1	50.00% 3	33.33% 2	0.00% 0	0.00% 0	2.43% 6	2.17
Q7: Arctic Sports (C)	25.00% 4	50.00% 8	18.75% 3	6.25% 1	0.00% 0	6.48% 16	2.06
Q7: Badminton (D)	46.15% 6	30.77% 4	23.08% 3	0.00% 0	0.00% 0	5.26% 13	1.77
Q7: Basketball (E)	20.00% 2	40.00% 4	30.00% 3	10.00% 1	0.00% 0	4.05% 10	2.30
Q7: Biathlon Ski (F)	14.29% 1	57.14% 4	28.57% 2	0.00% 0	0.00% 0	2.83% 7	2.14
Q7: Biathlon Snowshoe (G)	0.00% 0	62.50% 5	37.50% 3	0.00% 0	0.00% 0	3.24% 8	2.38
Q7: Cross Country Ski (H)	38.46% 10	46.15% 12	11.54% 3	3.85% 1	0.00% 0	10.53% 26	1.81
Q7: Curling (I)	25.00% 3	50.00% 6	25.00% 3	0.00% 0	0.00% 0	4.86% 12	2.00
Q7: Dene Games (J)	14.29% 3	57.14% 12	19.05% 4	4.76% 1	4.76% 1	8.50% 21	2.29
Q7: Figure Skating (K)	10.00% 1	60.00% 6	30.00% 3	0.00% 0	0.00% 0	4.05% 10	2.20
Q7: Futsal (L)	26.67% 8	43.33% 13	23.33% 7	6.67% 2	0.00% 0	12.15% 30	2.10
Q7: Gymnastics (M)	0.00% 0	100.00% 1	0.00% 0	0.00% 0	0.00% 0	0.40% 1	2.00
Q7: Hockey (N)	34.62% 9	30.77% 8	30.77% 8	0.00% 0	3.85% 1	10.53% 26	2.08
Q7: Snowboarding (O)	0.00% 0	0.00% 0	100.00% 1	0.00% 0	0.00% 0	0.40% 1	3.00
Q7: Snowshoeing (P)	50.00% 2	25.00% 1	25.00% 1	0.00% 0	0.00% 0	1.62% 4	1.75
Q7: Speed Skating (Q)	66.67% 4	33.33% 2	0.00% 0	0.00% 0	0.00% 0	2.43% 6	1.33
Q7: Table Tennis (R)	40.00% 2	60.00% 3	0.00% 0	0.00% 0	0.00% 0	2.02% 5	1.60
Q7: Volleyball (S)	17.14% 6	48.57% 17	22.86% 8	11.43% 4	0.00% 0	14.17% 35	2.29
Q7: Wrestling (T)	25.00% 1	50.00% 2	25.00% 1	0.00% 0	0.00% 0	1.62% 4	2.00

Q41 How strongly do you agree with the following statement: The AWG have a special responsibility to promote environmental protection to the world outside of the Arctic/North?

Answered: 247 Skipped: 125

# Arctic Winter Games (AWG) 2023 Participant Survey

(no label)

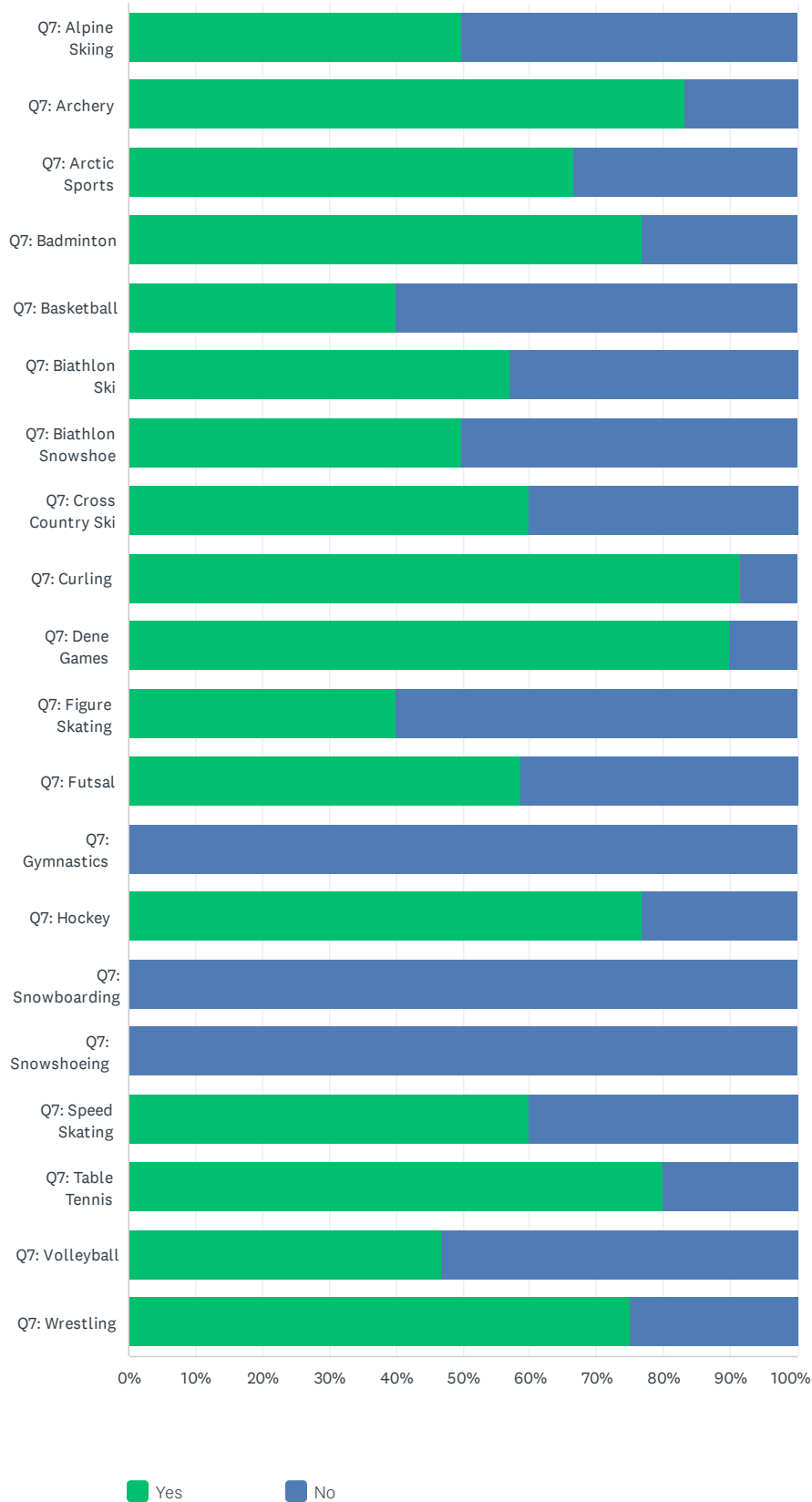


## Arctic Winter Games (AWG) 2023 Participant Survey

(no label)							
	STRONGLY AGREE	AGREE	NEITHER AGREE NOR DISAGREE	DISAGREE	STRONGLY DISAGREE	TOTAL	WEIGHTED AVERAGE
Q7: Alpine Skiing (A)	0.00% 0	66.67% 4	33.33% 2	0.00% 0	0.00% 0	2.43% 6	2.33
Q7: Archery (B)	0.00% 0	66.67% 4	33.33% 2	0.00% 0	0.00% 0	2.43% 6	2.33
Q7: Arctic Sports (C)	25.00% 4	56.25% 9	12.50% 2	0.00% 0	6.25% 1	6.48% 16	2.06
Q7: Badminton (D)	30.77% 4	38.46% 5	23.08% 3	7.69% 1	0.00% 0	5.26% 13	2.08
Q7: Basketball (E)	0.00% 0	10.00% 1	60.00% 6	20.00% 2	10.00% 1	4.05% 10	3.30
Q7: Biathlon Ski (F)	0.00% 0	28.57% 2	42.86% 3	28.57% 2	0.00% 0	2.83% 7	3.00
Q7: Biathlon Snowshoe (G)	12.50% 1	62.50% 5	25.00% 2	0.00% 0	0.00% 0	3.24% 8	2.13
Q7: Cross Country Ski (H)	19.23% 5	38.46% 10	34.62% 9	3.85% 1	3.85% 1	10.53% 26	2.35
Q7: Curling (I)	8.33% 1	50.00% 6	33.33% 4	8.33% 1	0.00% 0	4.86% 12	2.42
Q7: Dene Games (J)	14.29% 3	52.38% 11	19.05% 4	9.52% 2	4.76% 1	8.50% 21	2.38
Q7: Figure Skating (K)	10.00% 1	50.00% 5	30.00% 3	10.00% 1	0.00% 0	4.05% 10	2.40
Q7: Futsal (L)	26.67% 8	23.33% 7	43.33% 13	3.33% 1	3.33% 1	12.15% 30	2.33
Q7: Gymnastics (M)	0.00% 0	100.00% 1	0.00% 0	0.00% 0	0.00% 0	0.40% 1	2.00
Q7: Hockey (N)	23.08% 6	30.77% 8	38.46% 10	3.85% 1	3.85% 1	10.53% 26	2.35
Q7: Snowboarding (O)	0.00% 0	0.00% 0	100.00% 1	0.00% 0	0.00% 0	0.40% 1	3.00
Q7: Snowshoeing (P)	25.00% 1	25.00% 1	50.00% 2	0.00% 0	0.00% 0	1.62% 4	2.25
Q7: Speed Skating (Q)	50.00% 3	0.00% 0	50.00% 3	0.00% 0	0.00% 0	2.43% 6	2.00
Q7: Table Tennis (R)	20.00% 1	60.00% 3	0.00% 0	0.00% 0	20.00% 1	2.02% 5	2.40
Q7: Volleyball (S)	14.29% 5	31.43% 11	40.00% 14	14.29% 5	0.00% 0	14.17% 35	2.54
Q7: Wrestling (T)	25.00% 1	25.00% 1	25.00% 1	25.00% 1	0.00% 0	1.62% 4	2.50

Q42 Do you think the AWG 2023 are a sustainable event that protects the environment?

Answered: 238 Skipped: 134

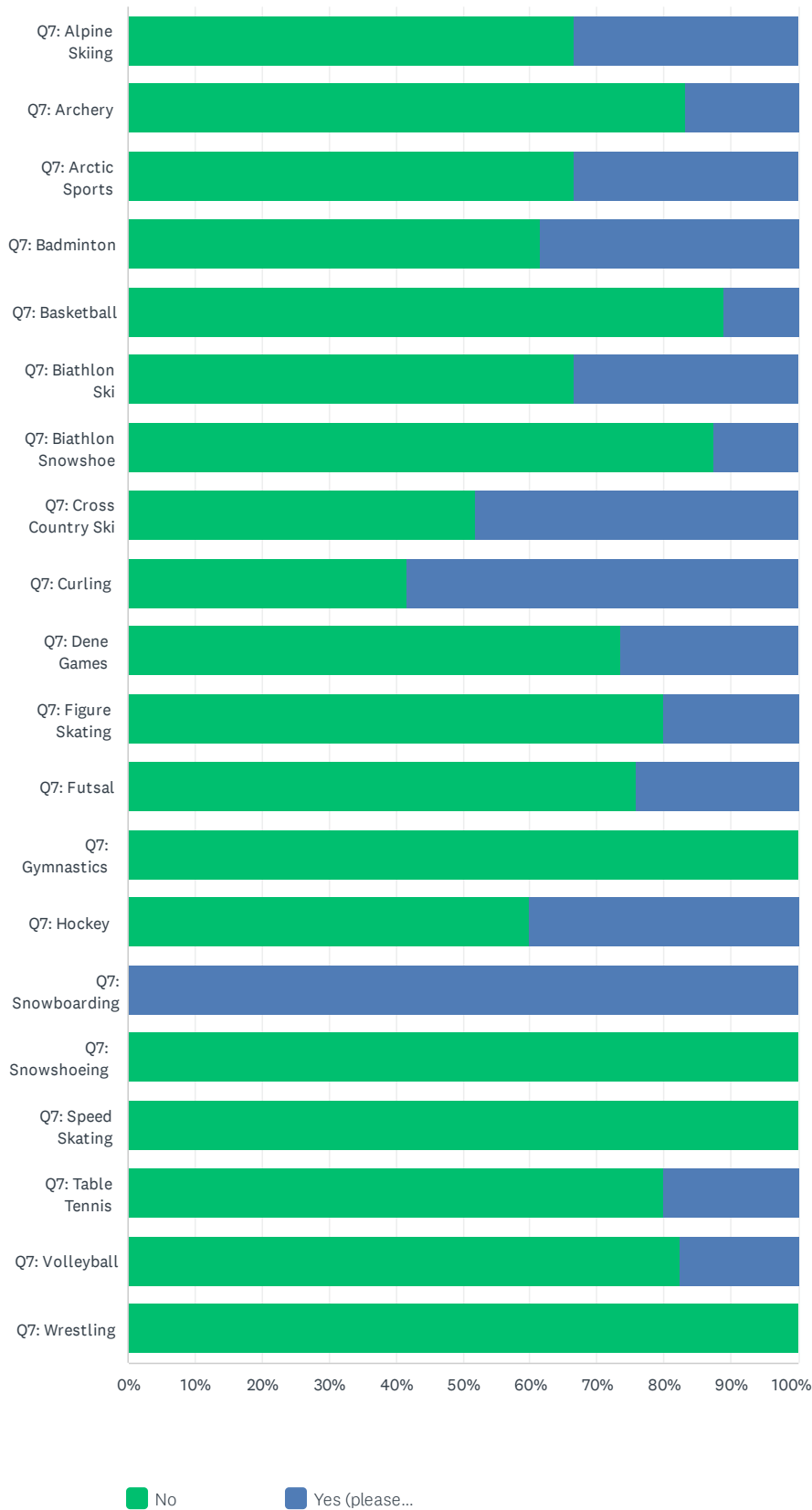


## Arctic Winter Games (AWG) 2023 Participant Survey

	YES	NO	TOTAL
Q7: Alpine Skiing (A)	50.00% 3	50.00% 3	2.52% 6
Q7: Archery (B)	83.33% 5	16.67% 1	2.52% 6
Q7: Arctic Sports (C)	66.67% 10	33.33% 5	6.30% 15
Q7: Badminton (D)	76.92% 10	23.08% 3	5.46% 13
Q7: Basketball (E)	40.00% 4	60.00% 6	4.20% 10
Q7: Biathlon Ski (F)	57.14% 4	42.86% 3	2.94% 7
Q7: Biathlon Snowshoe (G)	50.00% 4	50.00% 4	3.36% 8
Q7: Cross Country Ski (H)	60.00% 15	40.00% 10	10.50% 25
Q7: Curling (I)	91.67% 11	8.33% 1	5.04% 12
Q7: Dene Games (J)	90.00% 18	10.00% 2	8.40% 20
Q7: Figure Skating (K)	40.00% 4	60.00% 6	4.20% 10
Q7: Futsal (L)	58.62% 17	41.38% 12	12.18% 29
Q7: Gymnastics (M)	0.00% 0	100.00% 1	0.42% 1
Q7: Hockey (N)	76.92% 20	23.08% 6	10.92% 26
Q7: Snowboarding (O)	0.00% 0	100.00% 1	0.42% 1
Q7: Snowshoeing (P)	0.00% 0	100.00% 3	1.26% 3
Q7: Speed Skating (Q)	60.00% 3	40.00% 2	2.10% 5
Q7: Table Tennis (R)	80.00% 4	20.00% 1	2.10% 5
Q7: Volleyball (S)	46.88% 15	53.13% 17	13.45% 32
Q7: Wrestling (T)	75.00% 3	25.00% 1	1.68% 4
<b>Total Respondents</b>	<b>150</b>	<b>88</b>	<b>238</b>

Q43 Have you seen examples of ways that the AWG 2023 protect the environment (such as sorting waste, recycling, minimising emissions, etc.)?

Answered: 237 Skipped: 135



## Arctic Winter Games (AWG) 2023 Participant Survey

	NO	YES (PLEASE SPECIFY):	TOTAL
Q7: Alpine Skiing (A)	66.67% 4	33.33% 2	2.53% 6
Q7: Archery (B)	83.33% 5	16.67% 1	2.53% 6
Q7: Arctic Sports (C)	66.67% 10	33.33% 5	6.33% 15
Q7: Badminton (D)	61.54% 8	38.46% 5	5.49% 13
Q7: Basketball (E)	88.89% 8	11.11% 1	3.80% 9
Q7: Biathlon Ski (F)	66.67% 4	33.33% 2	2.53% 6
Q7: Biathlon Snowshoe (G)	87.50% 7	12.50% 1	3.38% 8
Q7: Cross Country Ski (H)	52.00% 13	48.00% 12	10.55% 25
Q7: Curling (I)	41.67% 5	58.33% 7	5.06% 12
Q7: Dene Games (J)	73.68% 14	26.32% 5	8.02% 19
Q7: Figure Skating (K)	80.00% 8	20.00% 2	4.22% 10
Q7: Futsal (L)	75.86% 22	24.14% 7	12.24% 29
Q7: Gymnastics (M)	100.00% 1	0.00% 0	0.42% 1
Q7: Hockey (N)	60.00% 15	40.00% 10	10.55% 25
Q7: Snowboarding (O)	0.00% 0	100.00% 1	0.42% 1
Q7: Snowshoeing (P)	100.00% 4	0.00% 0	1.69% 4
Q7: Speed Skating (Q)	100.00% 5	0.00% 0	2.11% 5
Q7: Table Tennis (R)	80.00% 4	20.00% 1	2.11% 5
Q7: Volleyball (S)	82.35% 28	17.65% 6	14.35% 34
Q7: Wrestling (T)	100.00% 4	0.00% 0	1.69% 4
<b>Total Respondents</b>	<b>169</b>	<b>68</b>	<b>237</b>

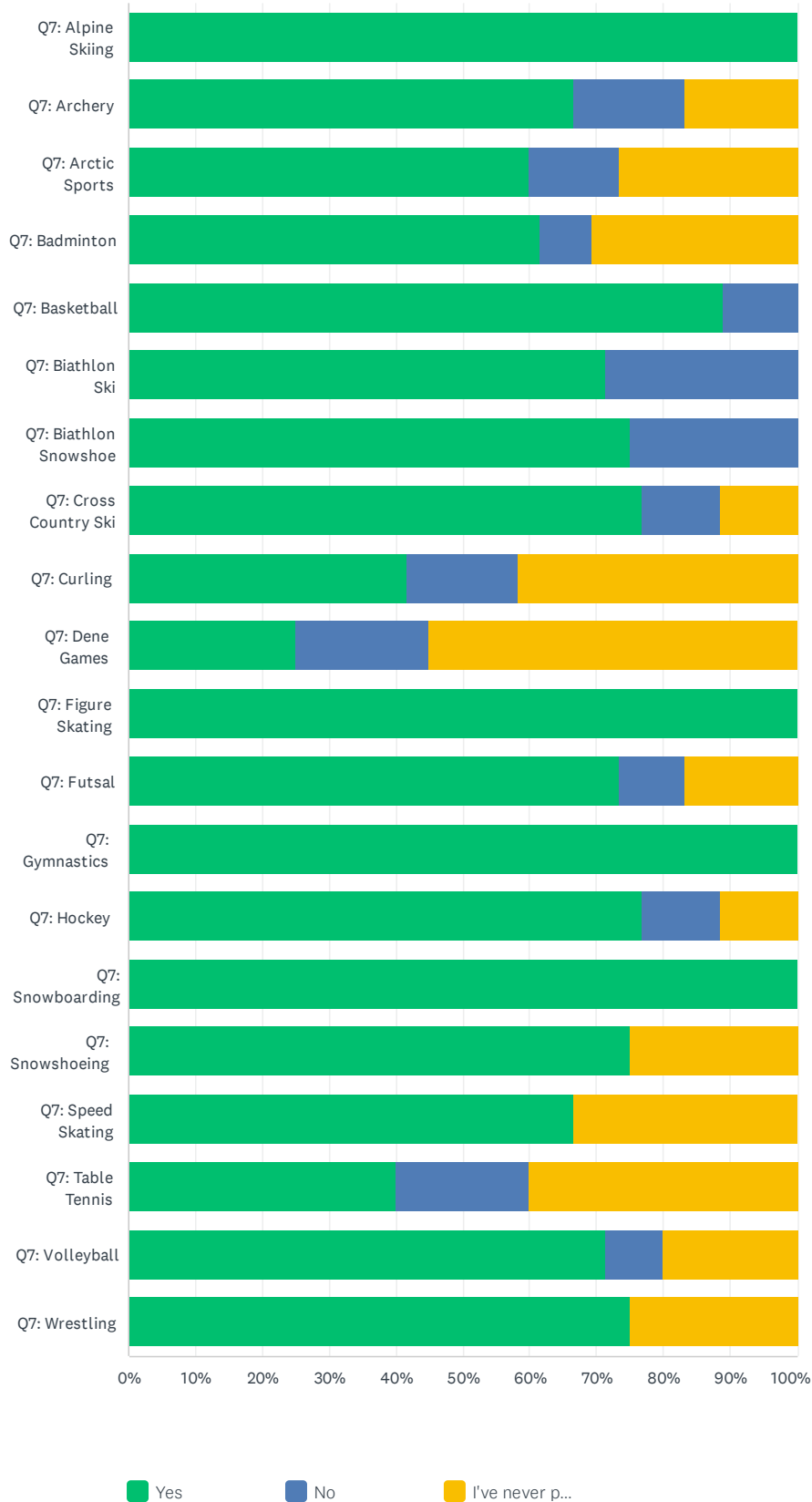
## Q44 Do you have any suggestions as to how the AWG might be more focused on environmental issues, etc.?

Answered: 91 Skipped: 281

	DO YOU HAVE ANY SUGGESTIONS AS TO HOW THE AWG MIGHT BE MORE FOCUSED ON ENVIRONMENTAL ISSUES, ETC.?	TOTAL
Q7: Alpine Skiing	100.00% 3	3.30% 3
Q7: Archery	0.00% 0	0.00% 0
Q7: Arctic Sports	100.00% 11	12.09% 11
Q7: Badminton	100.00% 7	7.69% 7
Q7: Basketball	100.00% 5	5.49% 5
Q7: Biathlon Ski	100.00% 2	2.20% 2
Q7: Biathlon Snowshoe	100.00% 3	3.30% 3
Q7: Cross Country Ski	100.00% 14	15.38% 14
Q7: Curling	100.00% 3	3.30% 3
Q7: Dene Games	100.00% 5	5.49% 5
Q7: Figure Skating	100.00% 4	4.40% 4
Q7: Futsal	100.00% 14	15.38% 14
Q7: Gymnastics	0.00% 0	0.00% 0
Q7: Hockey	100.00% 4	4.40% 4
Q7: Snowboarding	0.00% 0	0.00% 0
Q7: Snowshoeing	100.00% 1	1.10% 1
Q7: Speed Skating	100.00% 2	2.20% 2
Q7: Table Tennis	100.00% 2	2.20% 2
Q7: Volleyball	100.00% 10	10.99% 10
Q7: Wrestling	100.00% 1	1.10% 1
Total Respondents	91	91

### Q45 Are the AWG different from other sports events you have participated in?

Answered: 245 Skipped: 127



## Arctic Winter Games (AWG) 2023 Participant Survey

	YES	NO	I'VE NEVER PARTICIPATED IN OTHER SPORTS EVENTS	TOTAL
Q7: Alpine Skiing (A)	100.00% 6	0.00% 0	0.00% 0	2.45% 6
Q7: Archery (B)	66.67% 4	16.67% 1	16.67% 1	2.45% 6
Q7: Arctic Sports (C)	60.00% 9	13.33% 2	26.67% 4	6.12% 15
Q7: Badminton (D)	61.54% 8	7.69% 1	30.77% 4	5.31% 13
Q7: Basketball (E)	88.89% 8	11.11% 1	0.00% 0	3.67% 9
Q7: Biathlon Ski (F)	71.43% 5	28.57% 2	0.00% 0	2.86% 7
Q7: Biathlon Snowshoe (G)	75.00% 6	25.00% 2	0.00% 0	3.27% 8
Q7: Cross Country Ski (H)	76.92% 20	11.54% 3	11.54% 3	10.61% 26
Q7: Curling (I)	41.67% 5	16.67% 2	41.67% 5	4.90% 12
Q7: Dene Games (J)	25.00% 5	20.00% 4	55.00% 11	8.16% 20
Q7: Figure Skating (K)	100.00% 11	0.00% 0	0.00% 0	4.49% 11
Q7: Futsal (L)	73.33% 22	10.00% 3	16.67% 5	12.24% 30
Q7: Gymnastics (M)	100.00% 1	0.00% 0	0.00% 0	0.41% 1
Q7: Hockey (N)	76.92% 20	11.54% 3	11.54% 3	10.61% 26
Q7: Snowboarding (O)	100.00% 1	0.00% 0	0.00% 0	0.41% 1
Q7: Snowshoeing (P)	75.00% 3	0.00% 0	25.00% 1	1.63% 4
Q7: Speed Skating (Q)	66.67% 4	0.00% 0	33.33% 2	2.45% 6
Q7: Table Tennis (R)	40.00% 2	20.00% 1	40.00% 2	2.04% 5
Q7: Volleyball (S)	71.43% 25	8.57% 3	20.00% 7	14.29% 35
Q7: Wrestling (T)	75.00% 3	0.00% 0	25.00% 1	1.63% 4
<b>Total Respondents</b>	<b>168</b>	<b>28</b>	<b>49</b>	<b>245</b>

## Q46 Please explain why

Answered: 131 Skipped: 241

	PLEASE EXPLAIN WHY	TOTAL
Q7: Alpine Skiing	100.00% 4	3.05% 4
Q7: Archery	100.00% 4	3.05% 4
Q7: Arctic Sports	100.00% 8	6.11% 8
Q7: Badminton	100.00% 9	6.87% 9
Q7: Basketball	100.00% 6	4.58% 6
Q7: Biathlon Ski	100.00% 5	3.82% 5
Q7: Biathlon Snowshoe	100.00% 3	2.29% 3
Q7: Cross Country Ski	100.00% 16	12.21% 16
Q7: Curling	100.00% 4	3.05% 4
Q7: Dene Games	100.00% 5	3.82% 5
Q7: Figure Skating	100.00% 8	6.11% 8
Q7: Futsal	100.00% 21	16.03% 21
Q7: Gymnastics	0.00% 0	0.00% 0
Q7: Hockey	100.00% 15	11.45% 15
Q7: Snowboarding	100.00% 1	0.76% 1
Q7: Snowshoeing	100.00% 2	1.53% 2
Q7: Speed Skating	100.00% 2	1.53% 2
Q7: Table Tennis	0.00% 0	0.00% 0
Q7: Volleyball	100.00% 17	12.98% 17
Q7: Wrestling	100.00% 1	0.76% 1
Total Respondents	131	131

## Q47 What do you like the most about the AWG?

Answered: 182 Skipped: 190

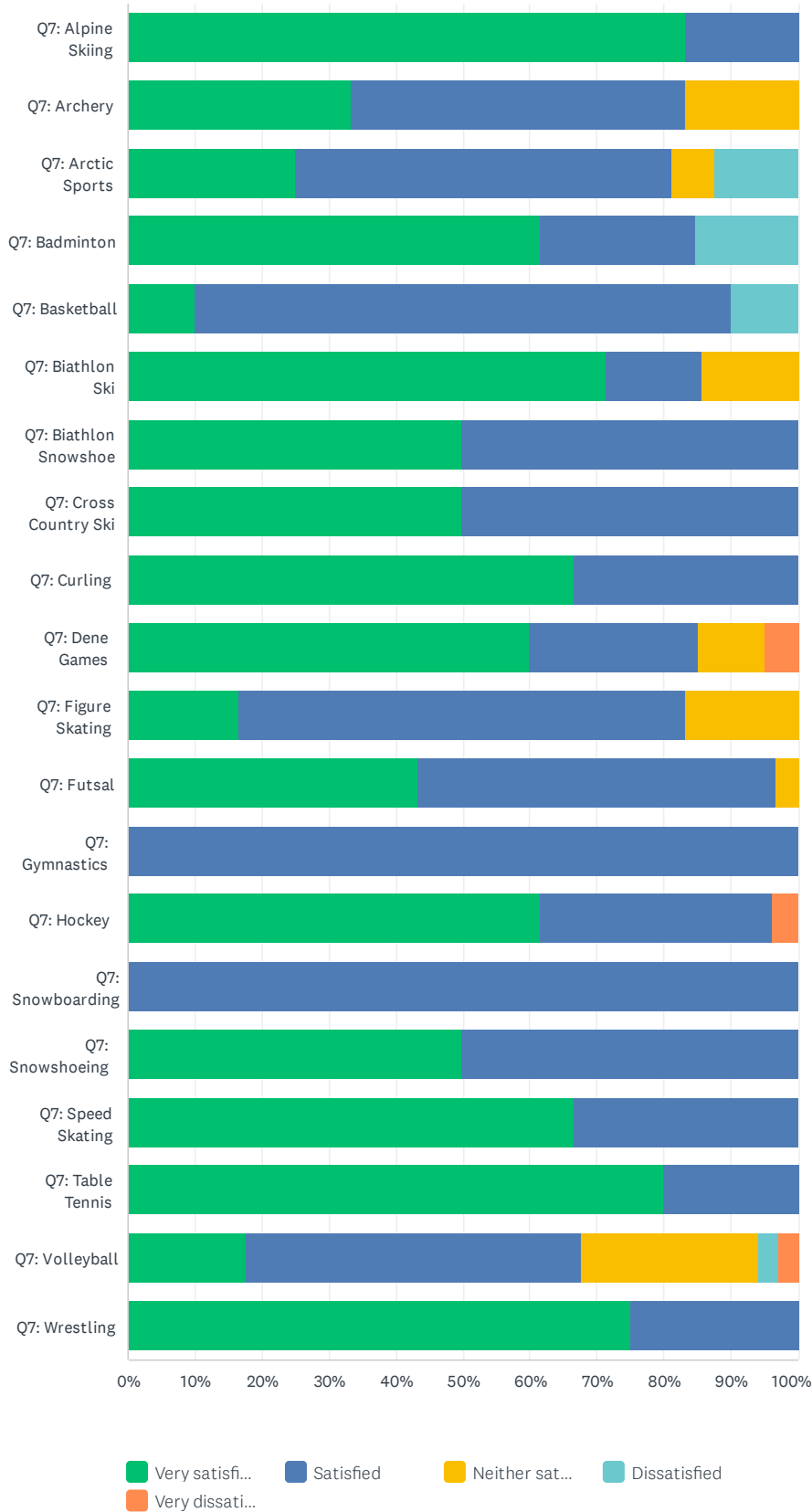
	WHAT DO YOU LIKE THE MOST ABOUT THE AWG?	TOTAL
Q7: Alpine Skiing	100.00% 5	2.75% 5
Q7: Archery	100.00% 5	2.75% 5
Q7: Arctic Sports	100.00% 11	6.04% 11
Q7: Badminton	100.00% 12	6.59% 12
Q7: Basketball	100.00% 7	3.85% 7
Q7: Biathlon Ski	100.00% 6	3.30% 6
Q7: Biathlon Snowshoe	100.00% 5	2.75% 5
Q7: Cross Country Ski	100.00% 18	9.89% 18
Q7: Curling	100.00% 8	4.40% 8
Q7: Dene Games	100.00% 16	8.79% 16
Q7: Figure Skating	100.00% 8	4.40% 8
Q7: Futsal	100.00% 26	14.29% 26
Q7: Gymnastics	0.00% 0	0.00% 0
Q7: Hockey	100.00% 21	11.54% 21
Q7: Snowboarding	100.00% 1	0.55% 1
Q7: Snowshoeing	100.00% 2	1.10% 2
Q7: Speed Skating	100.00% 4	2.20% 4
Q7: Table Tennis	100.00% 4	2.20% 4
Q7: Volleyball	100.00% 22	12.09% 22
Q7: Wrestling	100.00% 1	0.55% 1
Total Respondents	182	182

Q48 How would you rate your overall satisfaction as a participant in the AWG 2023?

Answered: 247 Skipped: 125

# Arctic Winter Games (AWG) 2023 Participant Survey

(no label)



## Arctic Winter Games (AWG) 2023 Participant Survey

(no label)							
	VERY SATISFIED	SATISFIED	NEITHER SATISFIED NOR DISSATISFIED	DISSATISFIED	VERY DISSATISFIED	TOTAL	WEIGHTED AVERAGE
Q7: Alpine Skiing (A)	83.33% 5	16.67% 1	0.00% 0	0.00% 0	0.00% 0	2.43% 6	1.17
Q7: Archery (B)	33.33% 2	50.00% 3	16.67% 1	0.00% 0	0.00% 0	2.43% 6	1.83
Q7: Arctic Sports (C)	25.00% 4	56.25% 9	6.25% 1	12.50% 2	0.00% 0	6.48% 16	2.06
Q7: Badminton (D)	61.54% 8	23.08% 3	0.00% 0	15.38% 2	0.00% 0	5.26% 13	1.69
Q7: Basketball (E)	10.00% 1	80.00% 8	0.00% 0	10.00% 1	0.00% 0	4.05% 10	2.10
Q7: Biathlon Ski (F)	71.43% 5	14.29% 1	14.29% 1	0.00% 0	0.00% 0	2.83% 7	1.43
Q7: Biathlon Snowshoe (G)	50.00% 4	50.00% 4	0.00% 0	0.00% 0	0.00% 0	3.24% 8	1.50
Q7: Cross Country Ski (H)	50.00% 13	50.00% 13	0.00% 0	0.00% 0	0.00% 0	10.53% 26	1.50
Q7: Curling (I)	66.67% 8	33.33% 4	0.00% 0	0.00% 0	0.00% 0	4.86% 12	1.33
Q7: Dene Games (J)	60.00% 12	25.00% 5	10.00% 2	0.00% 0	5.00% 1	8.10% 20	1.65
Q7: Figure Skating (K)	16.67% 2	66.67% 8	16.67% 2	0.00% 0	0.00% 0	4.86% 12	2.00
Q7: Futsal (L)	43.33% 13 S	53.33% 16	3.33% 1 S	0.00% 0	0.00% 0	12.15% 30	1.60
Q7: Gymnastics (M)	0.00% 0	100.00% 1	0.00% 0	0.00% 0	0.00% 0	0.40% 1	2.00
Q7: Hockey (N)	61.54% 16	34.62% 9	0.00% 0	0.00% 0	3.85% 1	10.53% 26	1.50
Q7: Snowboarding (O)	0.00% 0	100.00% 1	0.00% 0	0.00% 0	0.00% 0	0.40% 1	2.00
Q7: Snowshoeing (P)	50.00% 2	50.00% 2	0.00% 0	0.00% 0	0.00% 0	1.62% 4	1.50
Q7: Speed Skating (Q)	66.67% 4	33.33% 2	0.00% 0	0.00% 0	0.00% 0	2.43% 6	1.33
Q7: Table Tennis (R)	80.00% 4	20.00% 1	0.00% 0	0.00% 0	0.00% 0	2.02% 5	1.20
Q7: Volleyball (S)	17.65% 6 L	50.00% 17	26.47% 9 L	2.94% 1	2.94% 1	13.77% 34	2.24
Q7: Wrestling (T)	75.00% 3	25.00% 1	0.00% 0	0.00% 0	0.00% 0	1.62% 4	1.25

Arctic Winter Games (AWG) 2023 Participant Survey

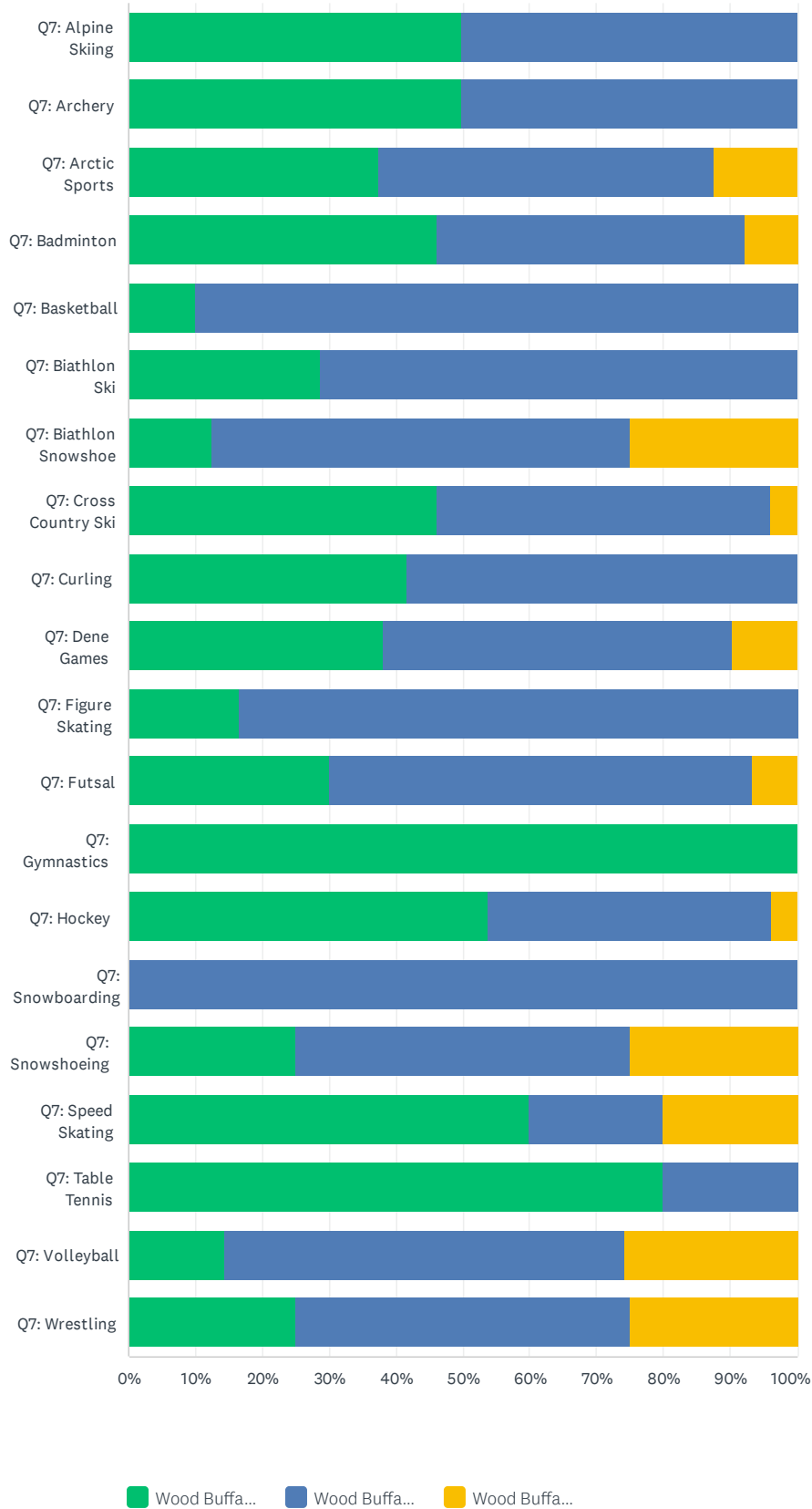
Q49 What, if anything, should change for the AWG 2024?

Answered: 160 Skipped: 212

	WHAT, IF ANYTHING, SHOULD CHANGE FOR THE AWG 2024?	TOTAL
Q7: Alpine Skiing	100.00% 4	2.50% 4
Q7: Archery	100.00% 2	1.25% 2
Q7: Arctic Sports	100.00% 9	5.63% 9
Q7: Badminton	100.00% 11	6.88% 11
Q7: Basketball	100.00% 8	5.00% 8
Q7: Biathlon Ski	100.00% 6	3.75% 6
Q7: Biathlon Snowshoe	100.00% 3	1.88% 3
Q7: Cross Country Ski	100.00% 19	11.88% 19
Q7: Curling	100.00% 7	4.38% 7
Q7: Dene Games	100.00% 11	6.88% 11
Q7: Figure Skating	100.00% 7	4.38% 7
Q7: Futsal	100.00% 22	13.75% 22
Q7: Gymnastics	0.00% 0	0.00% 0
Q7: Hockey	100.00% 17	10.63% 17
Q7: Snowboarding	100.00% 1	0.63% 1
Q7: Snowshoeing	100.00% 2	1.25% 2
Q7: Speed Skating	100.00% 3	1.88% 3
Q7: Table Tennis	100.00% 4	2.50% 4
Q7: Volleyball	100.00% 22	13.75% 22
Q7: Wrestling	100.00% 2	1.25% 2
Total Respondents	160	160

### Q50 Which one of these statements do you mostly agree with?

Answered: 248 Skipped: 124



## Arctic Winter Games (AWG) 2023 Participant Survey

	WOOD BUFFALO WAS A PERFECT PLACE FOR THE AWG	WOOD BUFFALO WAS AN OK PLACE FOR THE AWG	WOOD BUFFALO WAS NOT A GOOD PLACE FOR THE AWG	TOTAL
Q7: Alpine Skiing (A)	50.00% 3	50.00% 3	0.00% 0	2.42% 6
Q7: Archery (B)	50.00% 3	50.00% 3	0.00% 0	2.42% 6
Q7: Arctic Sports (C)	37.50% 6	50.00% 8	12.50% 2	6.45% 16
Q7: Badminton (D)	46.15% 6	46.15% 6	7.69% 1	5.24% 13
Q7: Basketball (E)	10.00% 1	90.00% 9	0.00% 0	4.03% 10
Q7: Biathlon Ski (F)	28.57% 2	71.43% 5	0.00% 0	2.82% 7
Q7: Biathlon Snowshoe (G)	12.50% 1	62.50% 5	25.00% 2	3.23% 8
Q7: Cross Country Ski (H)	46.15% 12	50.00% 13	3.85% 1	10.48% 26
Q7: Curling (I)	41.67% 5	58.33% 7	0.00% 0	4.84% 12
Q7: Dene Games (J)	38.10% 8	52.38% 11	9.52% 2	8.47% 21
Q7: Figure Skating (K)	16.67% 2	83.33% 10	0.00% 0	4.84% 12
Q7: Futsal (L)	30.00% 9	63.33% 19	6.67% 2 S	12.10% 30
Q7: Gymnastics (M)	100.00% 1	0.00% 0	0.00% 0	0.40% 1
Q7: Hockey (N)	53.85% 14	42.31% 11	3.85% 1	10.48% 26
Q7: Snowboarding (O)	0.00% 0	100.00% 1	0.00% 0	0.40% 1
Q7: Snowshoeing (P)	25.00% 1	50.00% 2	25.00% 1	1.61% 4
Q7: Speed Skating (Q)	60.00% 3	20.00% 1	20.00% 1	2.02% 5
Q7: Table Tennis (R)	80.00% 4	20.00% 1	0.00% 0	2.02% 5
Q7: Volleyball (S)	14.29% 5	60.00% 21	25.71% 9 L	14.11% 35
Q7: Wrestling (T)	25.00% 1	50.00% 2	25.00% 1	1.61% 4
<b>Total Respondents</b>	<b>87</b>	<b>138</b>	<b>23</b>	<b>248</b>

Arctic Winter Games (AWG) 2023 Participant Survey

Q51 Why?

Answered: 185 Skipped: 187

	WHY?	TOTAL
Q7: Alpine Skiing	100.00% 4	2.16% 4
Q7: Archery	100.00% 5	2.70% 5
Q7: Arctic Sports	100.00% 14	7.57% 14
Q7: Badminton	100.00% 12	6.49% 12
Q7: Basketball	100.00% 6	3.24% 6
Q7: Biathlon Ski	100.00% 6	3.24% 6
Q7: Biathlon Snowshoe	100.00% 6	3.24% 6
Q7: Cross Country Ski	100.00% 20	10.81% 20
Q7: Curling	100.00% 9	4.86% 9
Q7: Dene Games	100.00% 15	8.11% 15
Q7: Figure Skating	100.00% 10	5.41% 10
Q7: Futsal	100.00% 23	12.43% 23
Q7: Gymnastics	0.00% 0	0.00% 0
Q7: Hockey	100.00% 18	9.73% 18
Q7: Snowboarding	100.00% 1	0.54% 1
Q7: Snowshoeing	100.00% 2	1.08% 2
Q7: Speed Skating	100.00% 3	1.62% 3
Q7: Table Tennis	100.00% 4	2.16% 4
Q7: Volleyball	100.00% 24	12.97% 24
Q7: Wrestling	100.00% 3	1.62% 3
Total Respondents	185	185