



# What to do with this data? Case Example

Meagan Miller & Bob Flynn  
Centre for Research on Educational and  
Community Services  
University of Ottawa



# Purpose

## Through case example:



- Demonstrate the usefulness of both the AAR and the User's Manual *together*
  - What do the AAR document and the User's Manual have to offer?
- Empower child welfare workers to explore the data collected through the AAR conversation
- Show how data can contribute to a more complete understanding of how a youth is doing (past, present, and prospectively)





What have we learned about this  
youth?



uOttawa





## **Case Example:**

Child welfare worker is interested in knowing if this youth feels she has a support system in her transition into adulthood





# User's Manual for the AAR-C2-2010

## User's Manual for the AAR-C2-2010

November, 2011



Prepared for the Ontario Looking After Children Project by  
Robert Flynn, Cynthia Vincent, & Meagan Miller  
Centre for Research on Educational and Community Services  
University of Ottawa

	
	
Centre for Research on Educational and Community Services	Centre de recherche sur les services éducatifs et communautaires
34 rue Stewart St., Ottawa, Ontario, Canada, K1N 6N5 <a href="http://www.socialsciences.uottawa.ca/crescieng/index.asp">www.socialsciences.uottawa.ca/crescieng/index.asp</a>	



# User's Manual for the AAR-C2-2010

## Appendix A – Descriptive, Output, and Outcome Constructs in AAR-C2-2010



User's Manual for AAR-C2-2010 118

### APPENDIX A:

#### Descriptive, Output, and Outcome Constructs in AAR-C2-2010

##### Some Key Definitions

Appendix Table 1 furnishes a comprehensive “Table of Contents” of the constructs or concepts assessed by the eight age-appropriate forms of the 2010 version of the second Canadian adaptation of the Assessment and Action Record (AAR-C2-2010 [Flynn, Miller, Desjardins, Ghazal, & Legault, 2010]) from Looking After Children. Before presenting Appendix Table 1, however, we provide a few key notions and definitions from the literature on program evaluation. A *program logic model* depicts the key components of a human service program, including the needs of its clients, the services it delivers, and the benefits it is intended to produce for its clients. In such logic models, a fundamental distinction is made between program *outputs* (i.e., the services that the program delivers) and program *outcomes* (i.e., the benefits that the program outputs are intended to produce for participants). The “bottom line” for any human service program lies in the beneficial changes experienced by its clients. Other program elements—the degree to which the program addresses target needs, reaches its target population, or delivers apparently appropriate services (Rossi, Lipsey, & Freeman, 2004)—are important only to the extent that they actually lead to beneficial client outcomes.



# User's Manual for the AAR-C2-2010

## Appendix A – Descriptive, Output, and Outcome Constructs in AAR-C2-2010



FAMILY AND SOCIAL RELATIONSHIPS DIMENSION											
Construct being measured	Descriptive	Output	Outcome	0-11 mos	1-2 YRS	3-4 YRS	5-9 YRS	10-11 YRS	12-15 YRS	16-17 YRS	18-21 YRS
Young person's desire for a confidant			X					1	1	1	
Child / young person's getting along with others (e.g., in placement, friends, teachers, or mothers, supervisors)			X			4					3
Young adult's access to social support			X								9
Young person's perceptions of caregiver's interactions		X						3	9	9	
Gender of caregivers 1 and 2	X							2	2	2	
Young person's relationship with caregiver 1			X					4	4	4	
Young person's relationship with caregiver 2			X					4	4	4	
Caregivers support of young person's cultural needs and participation in cultural traditions / events			X					2	2	2	
Young person's satisfaction with current living situation			X					6	6	6	
Young person's suggested improvements in living situation		X						1	1	1	
Attainment family & SR objectives of CW system		X	X	6	7	8	8	8	8	8	6





# User's Manual for the AAR-C2-2010 Table of Contents

• Perceived Mastery Scale - Young Adults Aged 18-21	30
<b>DEVELOPMENTAL DIMENSION 4: FAMILY AND SOCIAL RELATIONSHIPS</b>	<b>37</b>
Overview	37
Family and Social Relationships Dimension Scales	38
• Shared Activities: Children Aged 3-9 Years	38
• Shared Activities: Young People Aged 10-17 Years	39
• Parenting Practices: Positive Parenting Scale - Children Aged 0-9 Years	40
	<i>User's Manual for AAR-C2-2010</i>
• Caregiver-Rated Parenting Practices Scales: Young People Aged 10-17 Years	41
• Young Person-Rated Parenting Practices Scales: Young People Aged 10-17 Years	43
• Positive Social Interactions Scale - Children Aged 3-4 Years	45
• Friendships Scale - Young People Aged 10-17 Years	46
• Placement Satisfaction Scale - Young People Aged 10-17 Years	47
• Quality of Relationship with Caregiver Number 1 Scale - Young People Aged 10-17 Years	48
• Quality of Relationship with Caregiver Number 2 Scale - Young People Aged 10-17 Years	49
• Social Support and Help Scale - Young Adults Aged 18-21 Years	50
<b>DEVELOPMENTAL DIMENSION 5: SOCIAL PRESENTATION</b>	<b>51</b>



# User's Manual for the AAR-C2-2010 & Young Adult's AAR Social Support and Help Scale



## User's Manual

## AAR

User's Manual for AAR-C2-2010 50

<b>Name of scale</b>	<b>SOCIAL SUPPORT AND HELP SCALE - YOUNG ADULTS AGED 18-21 YEARS</b>			
<b>Target of ratings</b>	The young adult, aged 18-21 years			
<b>Source of ratings</b>	The young adult			
<b>No. of items</b>	9			
<b>SPSS item names &amp; item content</b>	<p>For each of the following statements, choose the answer that best describes your feelings towards the support you get from others.</p> <p>fscq135: If something went wrong, no one would help me.</p> <p>fscq136: I have family and friends who help me feel safe, secure, and happy.</p> <p>fscq137: There is someone I trust whom I would turn to for advice if I were having problems.</p> <p>fscq138: There is no one I feel comfortable talking about problems with.</p> <p>fscq139: There are people I can count on in times of trouble.</p> <p>fscq140: I lack a feeling of closeness with another person.</p> <p>fscq141: There are people I can count on in an emergency.</p> <p>fscq142: I am part of a group of people who share my attitudes and beliefs.</p> <p>fscq143: There is no one who shares my interests and concerns.</p>			
<b>Response options</b>	<p>For <u>positively</u> worded items: (i.e. fscq136, 137, 139, 141 and 142):</p> <p>3 = Strongly Agree</p> <p>2 = Agree</p> <p>1 = Disagree</p> <p>0 = Strongly Disagree</p>		<p>For <u>negatively</u> worded items (i.e. fscq135, 138, 140 and 143):</p> <p>0 = Strongly Agree</p> <p>1 = Agree</p> <p>2 = Disagree</p> <p>3 = Strongly Disagree</p>	
<b>Computation of total scale score</b>	Step 1: Sum the 9 items. (The minimum possible total score = 0 and the maximum possible score = 27).			
<b>Interpretation</b>	A higher total score indicates greater levels of social support and help as perceived by the young adult.			
<b>Reliability</b>	Internal consistency reliability (Cronbach's alpha) = .86 (very good)			
<b>OnLAC norms (based on OnLAC Year 10 sample, 2010-2011)</b>		<b>Males</b>	<b>Females</b>	<b>Combined</b>
75 <sup>th</sup> percentile		24	25	24
50 <sup>th</sup> percentile		19	22	20
25 <sup>th</sup> percentile		17	18	18
Mean		19.7	21.5	20.6
SD		4.1	3.8	4.1
N		66	68	134
<b>Source of scale items</b>	Statistics Canada & Human Resources Development Canada (1999). <i>National Longitudinal Survey of Children and Youth: Overview of survey instruments for 1998-99, data collection cycle 3</i> . Ottawa: Authors.			

Looking After Children AAR-C2-2010 - Family and social relationships (18-21 yrs) 11  
Year 12 - June 1, 2012 to May 31, 2013

**SOCIAL SUPPORT and HELP:** For each of the following statements, choose the answer that best describes your feelings towards the support you get from others.

	Strongly Agree	Agree	Disagree	Strongly Disagree
F8: If something went wrong, no one would help me.	<input type="checkbox"/>	<input type="checkbox"/>	<input type="checkbox"/>	<input checked="" type="checkbox"/>
F9: I have family and friends who help me feel safe, secure, and happy.	<input checked="" type="checkbox"/>	<input type="checkbox"/>	<input type="checkbox"/>	<input type="checkbox"/>
F10: There is someone I trust whom I would turn to for advice if I were having problems.	<input checked="" type="checkbox"/>	<input type="checkbox"/>	<input type="checkbox"/>	<input type="checkbox"/>
F11: There is no one I feel comfortable talking about problems with.	<input type="checkbox"/>	<input type="checkbox"/>	<input type="checkbox"/>	<input checked="" type="checkbox"/>
F12: There are people I can count on in times of trouble.	<input checked="" type="checkbox"/>	<input type="checkbox"/>	<input type="checkbox"/>	<input type="checkbox"/>
F13: I lack a feeling of closeness with another person.	<input type="checkbox"/>	<input type="checkbox"/>	<input type="checkbox"/>	<input checked="" type="checkbox"/>
F14: There are people I can count on in an emergency.	<input checked="" type="checkbox"/>	<input type="checkbox"/>	<input type="checkbox"/>	<input type="checkbox"/>
F15: I am part of a group of people who share my attitudes and beliefs.	<input checked="" type="checkbox"/>	<input type="checkbox"/>	<input type="checkbox"/>	<input type="checkbox"/>
F16: There is no one who shares my interests and concerns.	<input type="checkbox"/>	<input type="checkbox"/>	<input type="checkbox"/>	<input checked="" type="checkbox"/>

During the AAR conversation, the **CHILD WELFARE WORKER** is to answer the following section based on the information obtained on the entire developmental dimension of family and social relationships.

### ATTAINMENT OF GENERAL SOCIAL AND FAMILY RELATIONSHIP OBJECTIVES

F17: Objective 1: The young adult is currently experiencing a positive and appropriate living situation.

Yes  No

F18: Objective 2: The young adult is definitely attached to at least one other adult.

Definitely attached  Some attachment  Little or no attachment

F19: Objective 3: The young adult's contact with teacher both family throughout teacher relationship with them.

Most contacts are helpful  Most contacts are unhelpful  No contacts

F20: Objective 4: The young adult has had a stable relationship with at least one adult over a number of years.

Stable relationship throughout life  Short-term relationship (i.e., 1-2 years)

Fairly long-term relationship (i.e., more than 2 years)  No stable relationship

F21: Objective 5: The young adult has a relationship with a person who is prepared to help teacher in times of need.

A good relationship with someone helpful can call on regularly

A fairly good relationship with someone helpful can call on in times of crisis

No support of the kind

F22: Objective 6: The young adult is able to make friendships with others of the same age.

Several friends  Some friends  Few friends  No friends



# User's Manual for the AAR-C2-2010 & Young Adult's AAR Social Support and Help Scale



<i>Target of ratings</i>	The young adult, aged 18-21 years
<i>Source of ratings</i>	The young adult
<i>No. of items</i>	9
<i>SPSS item names &amp; item content</i>	<p><i>For each of the following statements, choose the answer that best describes your feelings towards the support you get from others.</i></p> <p>fscq135: If something went wrong, no one would help me.</p> <p>fscq136: I have family and friends who help me feel safe, secure, and happy.</p> <p>fscq137: There is someone I trust whom I would turn to for advice if I were having problems.</p> <p>fscq138: There is no one I feel comfortable talking about problems with.</p> <p>fscq139: There are people I can count on in times of trouble.</p> <p>fscq140: I lack a feeling of closeness with another person.</p> <p>fscq141: There are people I can count on in an emergency.</p> <p>fscq142: I am part of a group of people who share my attitudes and beliefs.</p> <p>fscq143: There is no one who shares my interests and concerns.</p>



# User's Manual for the AAR-C2-2010 & Young Adult's AAR Social Support and Help Scale



1.

<b>Response options</b>	<i>For positively worded items: (i.e. fscq136, 137, 139, 141 and 142):</i> 3 = Strongly Agree 2 = Agree 1 = Disagree 0 = Strongly Disagree		<i>For negatively worded items (i.e. fscq135, 138, 140 and 143):</i> 0 = Strongly Agree 1 = Agree 2 = Disagree 3 = Strongly Disagree	
<b>Computation of total scale score</b>	<i>Step 1: Sum the 9 items. (The minimum possible total score = 0 and the maximum possible score = 27).</i>			
<b>Interpretation</b>	A higher total score indicates greater levels of social support and help as perceived by the young adult.			
<b>Reliability</b>	Internal consistency reliability (Cronbach's alpha) = .86 (very good)			
<b>OnLAC norms (based on OnLAC Year 10 sample, 2010-2011)</b>		<b>Males</b>	<b>Females</b>	<b>Combined</b>
	75 <sup>th</sup> percentile	24	25	24
	50 <sup>th</sup> percentile	19	22	20
	25 <sup>th</sup> percentile	17	18	18
	Mean	19.7	21.5	20.6
	SD	4.1	3.8	4.1
	N	66	68	134
<b>Source of scale items</b>	Statistics Canada & Human Resources Development Canada (1999). <i>National Longitudinal Survey of Children and Youth: Overview of survey instruments for 1998-99, data collection cycle 3</i> . Ottawa: Authors.			



# User's Manual for the AAR-C2-2010 & Young Adult's AAR Social Support and Help Scale



2.

<b>Response options</b>	<i>For positively worded items: (i.e. fscq136, 137, 139, 141 and 142):</i> 3 = Strongly Agree 2 = Agree 1 = Disagree 0 = Strongly Disagree		<i>For negatively worded items (i.e. fscq135, 138, 140 and 143):</i> 0 = Strongly Agree 1 = Agree 2 = Disagree 3 = Strongly Disagree	
<b>Computation of total scale score</b>	<i>Step 1: Sum the 9 items. (The minimum possible total score = 0 and the maximum possible score = 27).</i>			
<b>Interpretation</b>	A higher total score indicates greater levels of social support and help as perceived by the young adult.			
<b>Reliability</b>	Internal consistency reliability (Cronbach's alpha) = .86 (very good)			
<b>OnLAC norms (based on OnLAC Year 10 sample, 2010-2011)</b>		<b>Males</b>	<b>Females</b>	<b>Combined</b>
	75 <sup>th</sup> percentile	24	25	24
	50 <sup>th</sup> percentile	19	22	20
	25 <sup>th</sup> percentile	17	18	18
	Mean	19.7	21.5	20.6
	SD	4.1	3.8	4.1
	N	66	68	134
<b>Source of scale items</b>	Statistics Canada & Human Resources Development Canada (1999). <i>National Longitudinal Survey of Children and Youth: Overview of survey instruments for 1998-99, data collection cycle 3</i> . Ottawa: Authors.			



# User's Manual for the AAR-C2-2010 & Young Adult's AAR Social Support and Help Scale



3.

<b>Response options</b>	<i>For positively worded items: (i.e. fscq136, 137, 139, 141 and 142):</i> 3 = Strongly Agree 2 = Agree 1 = Disagree 0 = Strongly Disagree		<i>For negatively worded items (i.e. fscq135, 138, 140 and 143):</i> 0 = Strongly Agree 1 = Agree 2 = Disagree 3 = Strongly Disagree	
<b>Computation of total scale score</b>	<i>Step 1: Sum the 9 items. (The minimum possible total score = 0 and the maximum possible score = 27).</i>			
<b>Interpretation</b>	A higher total score indicates greater levels of social support and help as perceived by the young adult.			
<b>Reliability</b>	Internal consistency reliability (Cronbach's alpha) = .86 (very good)			
<b>OnLAC norms (based on OnLAC Year 10 sample, 2010-2011)</b>		<b>Males</b>	<b>Females</b>	<b>Combined</b>
	75 <sup>th</sup> percentile	24	25	24
	50 <sup>th</sup> percentile	19	22	20
	25 <sup>th</sup> percentile	17	18	18
	Mean	19.7	21.5	20.6
	SD	4.1	3.8	4.1
	<i>N</i>	66	68	134
<b>Source of scale items</b>	Statistics Canada & Human Resources Development Canada (1999). <i>National Longitudinal Survey of Children and Youth: Overview of survey instruments for 1998-99, data collection cycle 3</i> . Ottawa: Authors.			



# User's Manual for the AAR-C2-2010 & Young Adult's AAR Social Support and Help Scale



<b>Response options</b>	<i>For positively worded items: (i.e. fscq136, 137, 139, 141 and 142):</i> 3 = Strongly Agree 2 = Agree 1 = Disagree 0 = Strongly Disagree		<i>For negatively worded items (i.e. fscq135, 138, 140 and 143):</i> 0 = Strongly Agree 1 = Agree 2 = Disagree 3 = Strongly Disagree	
<b>Computation of total scale score</b>	<i>Step 1: Sum the 9 items. (The minimum possible total score = 0 and the maximum possible score = 27).</i>			
<b>Interpretation</b>	A higher total score indicates greater levels of social support and help as perceived by the young adult.			
<b>Reliability</b>	Internal consistency reliability (Cronbach's alpha) = .86 (very good)			
<b>OnLAC norms (based on OnLAC Year 10 sample, 2010-2011)</b>		<b>Males</b>	<b>Females</b>	<b>Combined</b>
	75 <sup>th</sup> percentile	24	25	24
	50 <sup>th</sup> percentile	19	22	20
	25 <sup>th</sup> percentile	17	18	18
	Mean	19.7	21.5	20.6
	SD	4.1	3.8	4.1
	N	66	68	134
<b>Source of scale items</b>	Statistics Canada & Human Resources Development Canada (1999). <i>National Longitudinal Survey of Children and Youth: Overview of survey instruments for 1998-99, data collection cycle 3</i> . Ottawa: Authors.			

4.



# User's Manual for the AAR-C2-2010 & Young Adult's AAR Social Support and Help Scale



<b>Response options</b>	<i>For positively worded items (i.e. fscq136, 137, 139, 141 and 142):</i> 3 = Strongly Agree 2 = Agree 1 = Disagree 0 = Strongly Disagree		<i>For negatively worded items (i.e. fscq135, 138, 140 and 143):</i> 0 = Strongly Agree 1 = Agree 2 = Disagree 3 = Strongly Disagree	
<b>Computation of total scale score</b>	<i>Step 1: Sum the 9 items. (The minimum possible total score = 0 and the maximum possible score = 27).</i>			
<b>Interpretation</b>	A higher total score indicates greater levels of social support and help as perceived by the young adult.			
<b>Reliability</b>	Internal consistency reliability (Cronbach's alpha) = .86 (very good)			
<b>OnLAC norms (based on OnLAC Year 10 sample, 2010-2011)</b>		<b>Males</b>	<b>Females</b>	<b>Combined</b>
	75 <sup>th</sup> percentile	24	25	24
	50 <sup>th</sup> percentile	19	22	20
	25 <sup>th</sup> percentile	17	18	18
	Mean	19.7	21.5	20.6
	SD	4.1	3.8	4.1
	N	66	68	134
<b>Source of scale items</b>	Statistics Canada & Human Resources Development Canada (1999). <i>National Longitudinal Survey of Children and Youth: Overview of survey instruments for 1998-99, data collection cycle 3</i> . Ottawa: Authors.			

5.



# User's Manual for the AAR-C2-2010 & Young Adult's AAR Social Support and Help Scale



## User's Manual

## AAR

<i>Target of ratings</i>	The young adult, aged 18-21 years
<i>Source of ratings</i>	The young adult
<i>No. of items</i>	9
<i>SPSS item names &amp; item content</i>	<p><i>For each of the following statements, choose the answer that best describes your feelings towards the support you get from others.</i></p> <p>fscq135: If something went wrong, no one would help me.</p> <p>fscq136: I have family and friends who help me feel safe, secure, and happy.</p> <p>fscq137: There is someone I trust whom I would turn to for advice if I were having problems.</p> <p>fscq138: There is no one I feel comfortable talking about problems with.</p> <p>fscq139: There are people I can count on in times of trouble.</p> <p>fscq140: I lack a feeling of closeness with another person.</p> <p>fscq141: There are people I can count on in an emergency.</p> <p>fscq142: I am part of a group of people who share my attitudes and beliefs.</p> <p>fscq143: There is no one who shares my interests and concerns.</p>

▶ **SOCIAL SUPPORT and HELP:** *For each of the following statements, choose the answer that best describes your feelings towards the support you get from others.*

	Strongly Agree	Agree	Disagree	Strongly Disagree
F8: If something went wrong, no one would help me.	<input type="checkbox"/>	<input type="checkbox"/>	<input type="checkbox"/>	<input checked="" type="checkbox"/>
F9: I have family and friends who help me feel safe, secure, and happy.	<input checked="" type="checkbox"/>	<input type="checkbox"/>	<input type="checkbox"/>	<input type="checkbox"/>
F10: There is someone I trust whom I would turn to for advice if I were having problems.	<input checked="" type="checkbox"/>	<input type="checkbox"/>	<input type="checkbox"/>	<input type="checkbox"/>
F11: There is no one I feel comfortable talking about problems with.	<input type="checkbox"/>	<input type="checkbox"/>	<input type="checkbox"/>	<input checked="" type="checkbox"/>
F12: There are people I can count on in times of trouble.	<input checked="" type="checkbox"/>	<input type="checkbox"/>	<input type="checkbox"/>	<input type="checkbox"/>
F13: I lack a feeling of closeness with another person.	<input type="checkbox"/>	<input type="checkbox"/>	<input type="checkbox"/>	<input checked="" type="checkbox"/>
F14: There are people I can count on in an emergency.	<input checked="" type="checkbox"/>	<input type="checkbox"/>	<input type="checkbox"/>	<input type="checkbox"/>
F15: I am part of a group of people who share my attitudes and beliefs.	<input checked="" type="checkbox"/>	<input type="checkbox"/>	<input type="checkbox"/>	<input type="checkbox"/>
F16: There is no one who shares my interests and concerns.	<input type="checkbox"/>	<input type="checkbox"/>	<input type="checkbox"/>	<input checked="" type="checkbox"/>



# User's Manual for the AAR-C2-2010 & Young Adult's AAR Social Support and Help Scale



## User's Manual

## AAR

<i>SPSS item names &amp; item content</i>	<i>For each of the following statements, choose the answer that best describes your feelings towards the support you get from others.</i>	<b>SOCIAL SUPPORT and HELP:</b> <i>For each of the following statements, choose the answer that best describes your feelings towards the support you get from others.</i>	Strongly Agree	Agree	Disagree	Strongly Disagree	
fscq135: If something went wrong, no one would help me. fscq136: I have family and friends who help me feel safe, secure, and happy. fscq137: There is someone I trust whom I would turn to for advice if I were having problems. fscq138: There is no one I feel comfortable talking about problems with. fscq139: There are people I can count on in times of trouble. fscq140: I lack a feeling of closeness with another person. fscq141: There are people I can count on in an emergency. fscq142: I am part of a group of people who share my attitudes and beliefs. fscq143: There is no one who shares my interests and concerns.	<i>For <b>positively</b> worded items: (i.e. fscq136, 137, 139, 141 and 142):</i> 3 = Strongly Agree 2 = Agree 1 = Disagree 0 = Strongly Disagree	<i>For <b>negatively</b> worded items (i.e. fscq135, 138, 140 and 143):</i> 0 = Strongly Agree 1 = Agree 2 = Disagree 3 = Strongly Disagree	<b>F8:</b> If something went wrong, no one would help me.	<input type="checkbox"/>	<input type="checkbox"/>	<input type="checkbox"/>	<input checked="" type="checkbox"/>
		<b>F9:</b> I have family and friends who help me feel safe, secure, and happy.	<input checked="" type="checkbox"/>	<input type="checkbox"/>	<input type="checkbox"/>	<input type="checkbox"/>	
		<b>F10:</b> There is someone I trust whom I would turn to for advice if I were having problems.	<input checked="" type="checkbox"/>	<input type="checkbox"/>	<input type="checkbox"/>	<input type="checkbox"/>	
		<b>F11:</b> There is no one I feel comfortable talking about problems with.	<input type="checkbox"/>	<input type="checkbox"/>	<input type="checkbox"/>	<input checked="" type="checkbox"/>	
		<b>F12:</b> There are people I can count on in times of trouble.	<input checked="" type="checkbox"/>	<input type="checkbox"/>	<input type="checkbox"/>	<input type="checkbox"/>	
		<b>F13:</b> I lack a feeling of closeness with another person.	<input type="checkbox"/>	<input type="checkbox"/>	<input type="checkbox"/>	<input checked="" type="checkbox"/>	
		<b>F14:</b> There are people I can count on in an emergency.	<input checked="" type="checkbox"/>	<input type="checkbox"/>	<input type="checkbox"/>	<input type="checkbox"/>	
		<b>F15:</b> I am part of a group of people who share my attitudes and beliefs.	<input checked="" type="checkbox"/>	<input type="checkbox"/>	<input type="checkbox"/>	<input type="checkbox"/>	
		<b>F16:</b> There is no one who shares my interests and concerns.	<input type="checkbox"/>	<input type="checkbox"/>	<input type="checkbox"/>	<input checked="" type="checkbox"/>	
<i>Computation of total scale score</i>	<i>Step 1: Sum the 9 items. (The minimum possible total score = 0 and the maximum possible score = 27).</i>						



# User's Manual for the AAR-C2-2010 & Young Adult's AAR Social Support and Help Scale



▶ **SOCIAL SUPPORT and HELP:** *For each of the following statements, choose the answer that best describes your feelings towards the support you get from others.*

		Strongly Agree	Agree	Disagree	Strongly Disagree	
★	F8: If something went wrong, no one would help me.	<input type="text" value="0"/>	<input type="text" value="1"/>	<input type="text" value="2"/>	<input type="text" value="3"/>	fscq135
	F9: I have family and friends who help me feel safe, secure, and happy.	<input type="text" value="3"/>	<input type="text" value="2"/>	<input type="text" value="1"/>	<input type="text" value="0"/>	fscq136
	F10: There is someone I trust whom I would turn to for advice if I were having problems.	<input type="text" value="3"/>	<input type="text" value="2"/>	<input type="text" value="1"/>	<input type="text" value="0"/>	fscq137
★	F11: There is no one I feel comfortable talking about problems with.	<input type="text" value="0"/>	<input type="text" value="1"/>	<input type="text" value="2"/>	<input type="text" value="3"/>	fscq138
	F12: There are people I can count on in times of trouble.	<input type="text" value="3"/>	<input type="text" value="2"/>	<input type="text" value="1"/>	<input type="text" value="0"/>	fscq139
★	F13: I lack a feeling of closeness with another person.	<input type="text" value="0"/>	<input type="text" value="1"/>	<input type="text" value="2"/>	<input type="text" value="3"/>	fscq140
	F14: There are people I can count on in an emergency.	<input type="text" value="3"/>	<input type="text" value="2"/>	<input type="text" value="1"/>	<input type="text" value="0"/>	fscq141
	F15: I am part of a group of people who share my attitudes and beliefs.	<input type="text" value="3"/>	<input type="text" value="2"/>	<input type="text" value="1"/>	<input type="text" value="0"/>	fscq142
★	F16: There is no one who shares my interests and concerns.	<input type="text" value="0"/>	<input type="text" value="1"/>	<input type="text" value="2"/>	<input type="text" value="3"/>	fscq143



# User's Manual for the AAR-C2-2010 & Young Adult's AAR Social Support and Help Scale



## User's Manual

## AAR

SPSS item names & item content

For each of the following statements, choose the answer that best describes your feelings towards the support you get from others.

- fscq135: If something went wrong, no one would help me.
- fscq136: I have family and friends who help me feel safe, secure, and happy.
- fscq137: There is someone I trust whom I would turn to for advice if I were having problems.
- fscq138: There is no one I feel comfortable talking about problems with.
- fscq139: There are people I can count on in times of trouble.
- fscq140: I lack a feeling of closeness with another person.
- fscq141: There are people I can count on in an emergency.
- fscq142: I am part of a group of people who share my attitudes and beliefs.
- fscq143: There is no one who shares my interests and concerns.

Response options

- |  |  |
|--|--|
| For <u>positively</u> worded items: (i.e. fscq136, 137, 139, 141 and 142): | For <u>negatively</u> worded items (i.e. fscq135, 138, 140 and 143): |
| 3 = Strongly Agree   | 0 = Strongly Agree   |
| 2 = Agree  | 1 = Agree  |
| 1 = Disagree   | 2 = Disagree   |
| 0 = Strongly Disagree  | 3 = Strongly Disagree  |

Computation of total scale score

Step 1: Sum the 9 items. (The minimum possible total score = 0 and the maximum possible score = 27).

► SOCIAL SUPPORT and HELP: For each of the following statements, choose the answer that best describes your feelings towards the support you get from others.

- |  | Strongly Agree                               | Agree                    | Disagree                 | Strongly Disagree                            |
|--|--|--------------------------|--------------------------|--|
| F8: If something went wrong, no one would help me.                                       | <input type="checkbox"/>                     | <input type="checkbox"/> | <input type="checkbox"/> | <input checked="" type="checkbox"/> <b>3</b> |
| F9: I have family and friends who help me feel safe, secure, and happy.                  | <input checked="" type="checkbox"/> <b>3</b> | <input type="checkbox"/> | <input type="checkbox"/> | <input type="checkbox"/>                     |
| F10: There is someone I trust whom I would turn to for advice if I were having problems. | <input checked="" type="checkbox"/> <b>3</b> | <input type="checkbox"/> | <input type="checkbox"/> | <input type="checkbox"/>                     |
| F11: There is no one I feel comfortable talking about problems with.                     | <input type="checkbox"/>                     | <input type="checkbox"/> | <input type="checkbox"/> | <input checked="" type="checkbox"/> <b>3</b> |
| F12: There are people I can count on in times of trouble.                                | <input checked="" type="checkbox"/> <b>3</b> | <input type="checkbox"/> | <input type="checkbox"/> | <input type="checkbox"/>                     |
| F13: I lack a feeling of closeness with another person.                                  | <input type="checkbox"/>                     | <input type="checkbox"/> | <input type="checkbox"/> | <input checked="" type="checkbox"/> <b>3</b> |
| F14: There are people I can count on in an emergency.                                    | <input checked="" type="checkbox"/> <b>3</b> | <input type="checkbox"/> | <input type="checkbox"/> | <input type="checkbox"/>                     |
| F15: I am part of a group of people who share my attitudes and beliefs.                  | <input checked="" type="checkbox"/> <b>3</b> | <input type="checkbox"/> | <input type="checkbox"/> | <input type="checkbox"/>                     |
| F16: There is no one who shares my interests and concerns.                               | <input type="checkbox"/>                     | <input type="checkbox"/> | <input type="checkbox"/> | <input checked="" type="checkbox"/> <b>3</b> |

3 + 3 + 3 + 3 + 3 + 3 + 3 + 3 + 3 = 27



# User's Manual for the AAR-C2-2010 & Young Adult's AAR Social Support and Help Scale

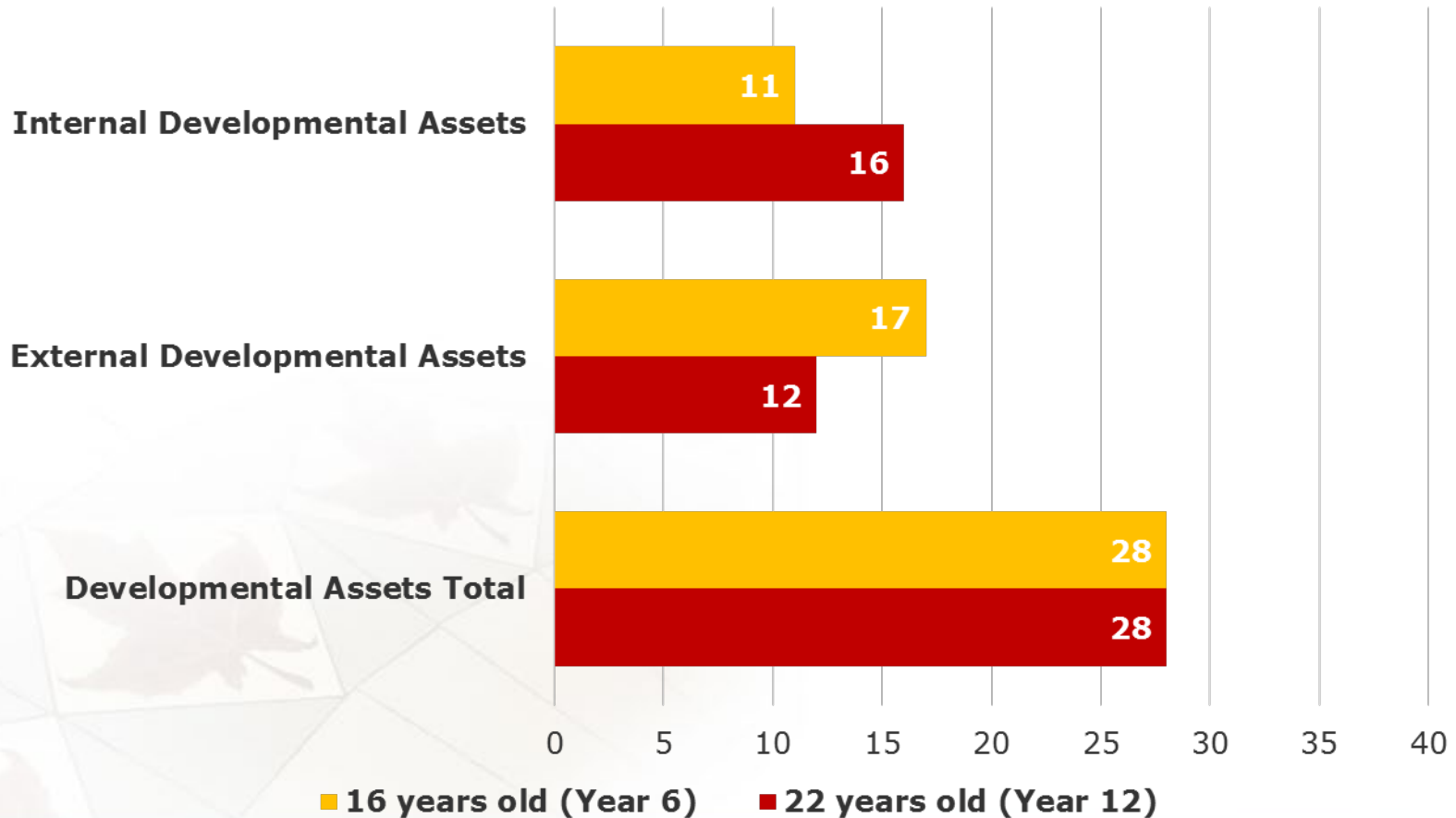


$$3 + 3 + 3 + 3 + 3 + 3 + 3 + 3 + 3 = 27$$

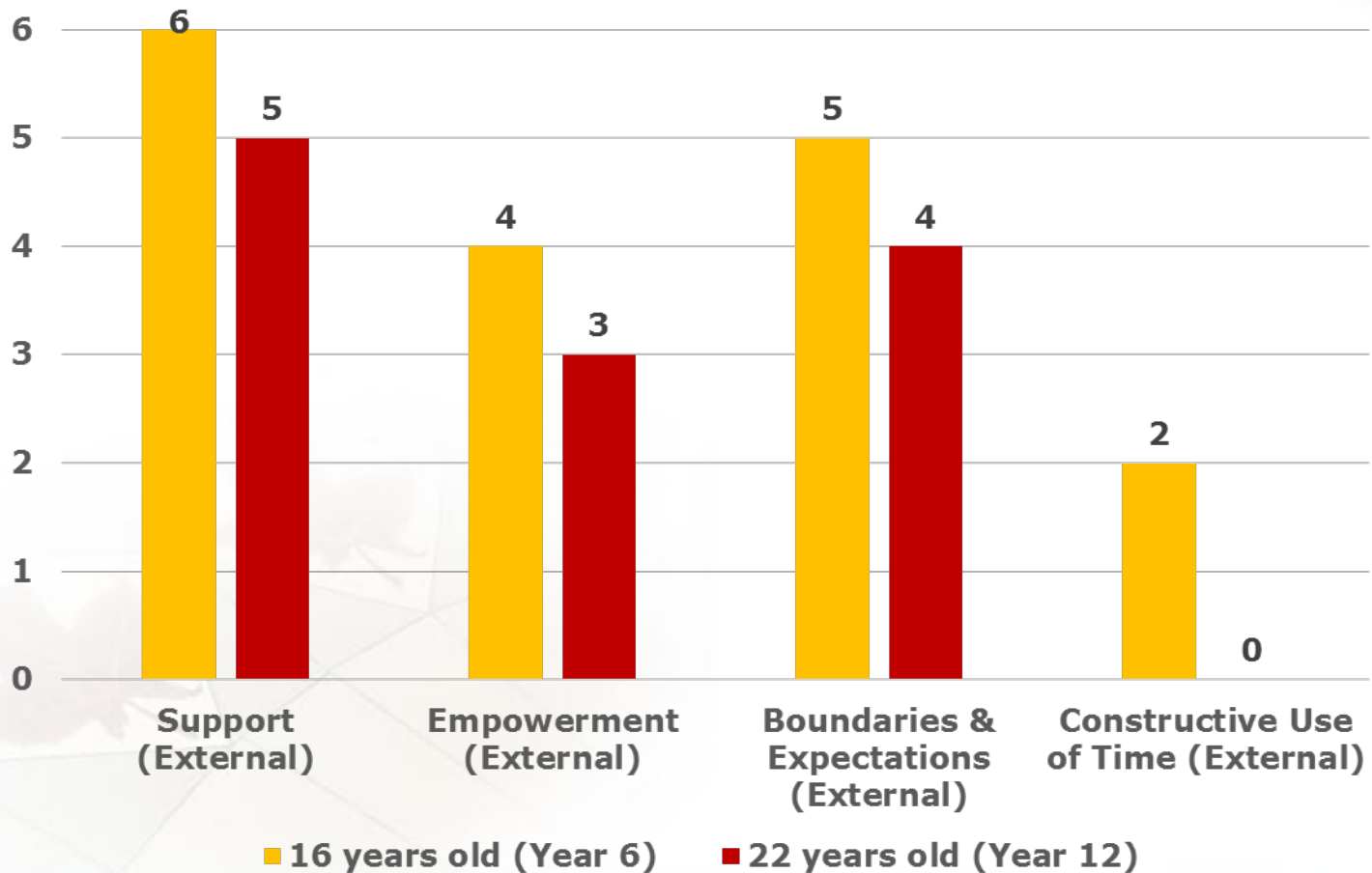
<i>Interpretation</i>	A higher total score indicates greater levels of social support and help as perceived by the young adult.			
<i>Reliability</i>	Internal consistency reliability (Cronbach's alpha) = .86 (very good)			
<i>OnLAC norms (based on OnLAC Year 10 sample, 2010-2011)</i>		<i>Males</i>	<i>Females</i>	<i>Combined</i>
	75 <sup>th</sup> percentile	24	25	24
	50 <sup>th</sup> percentile	19	22	20
	25 <sup>th</sup> percentile	17	18	18
	<i>Mean</i>	19.7	21.5	20.6
	<i>SD</i>	4.1	3.8	4.1
	<i>N</i>	66	68	134
<i>Source of scale items</i>	Statistics Canada & Human Resources Development Canada (1999). <i>National Longitudinal Survey of Children and Youth: Overview of survey instruments for 1998-99, data collection cycle 3</i> . Ottawa: Authors.			



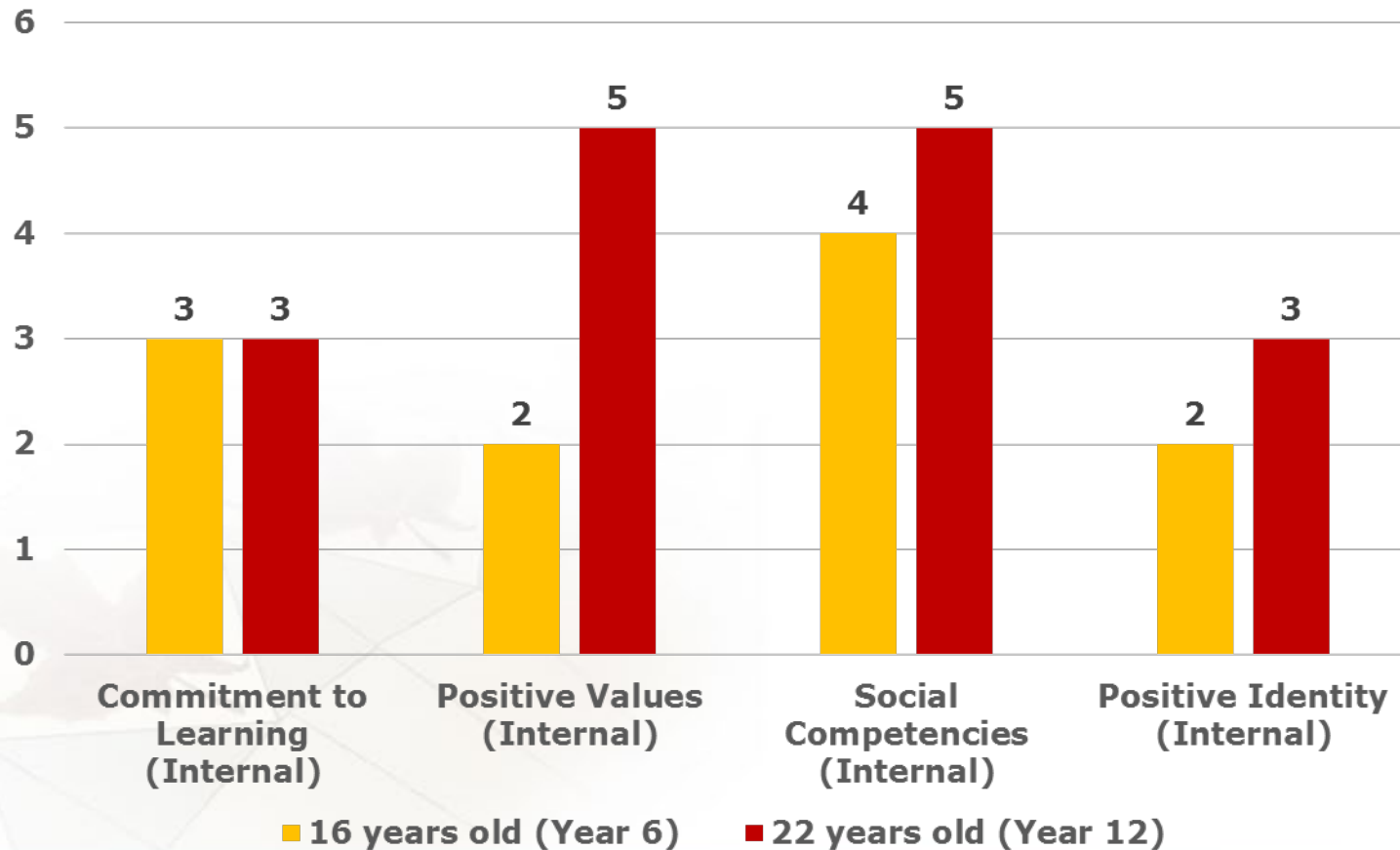
# Developmental Assets, Years 6 & 12



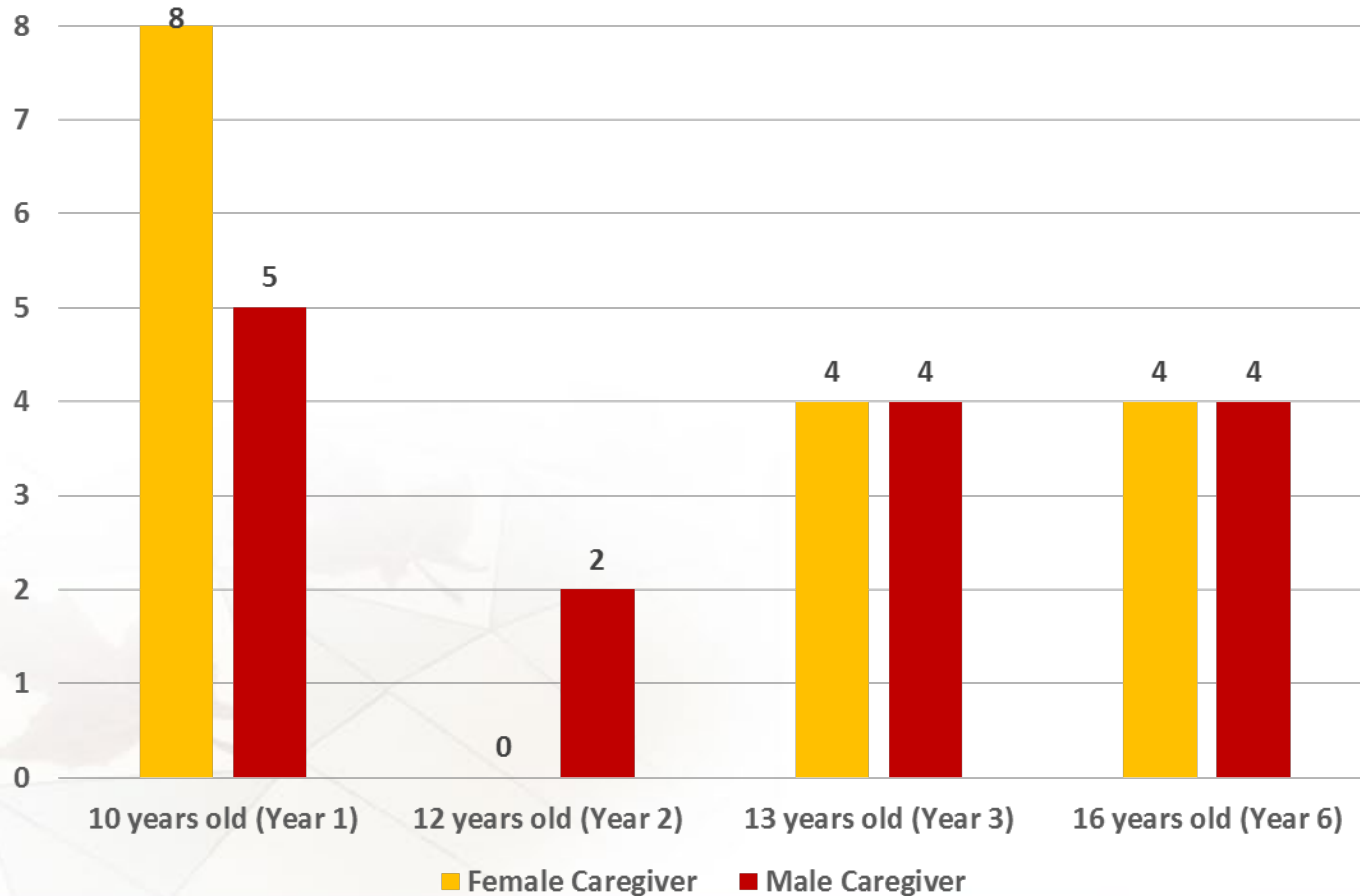
# External Assets, Years 6 & 12



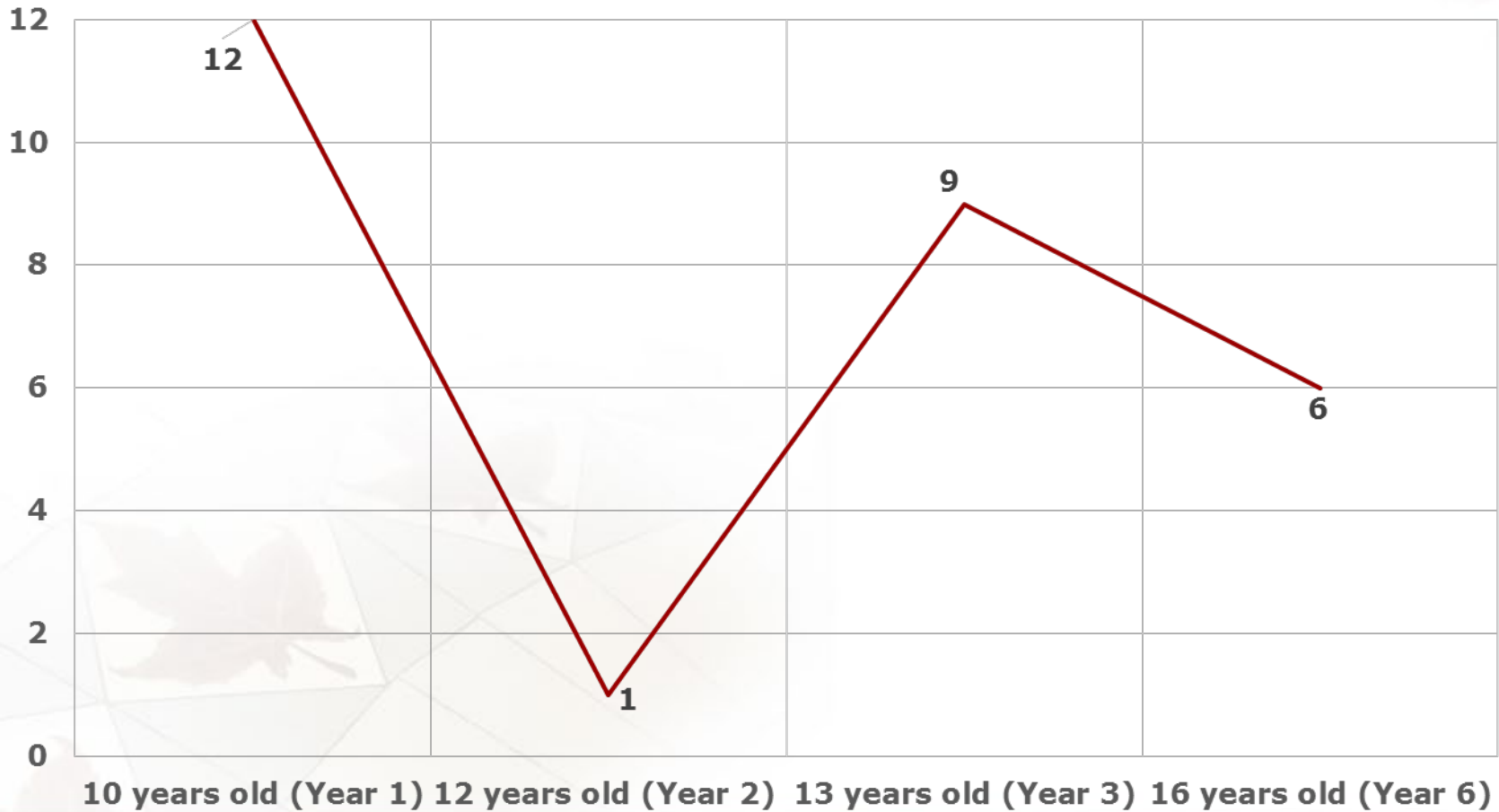
# Internal Assets, Years 6 & 12



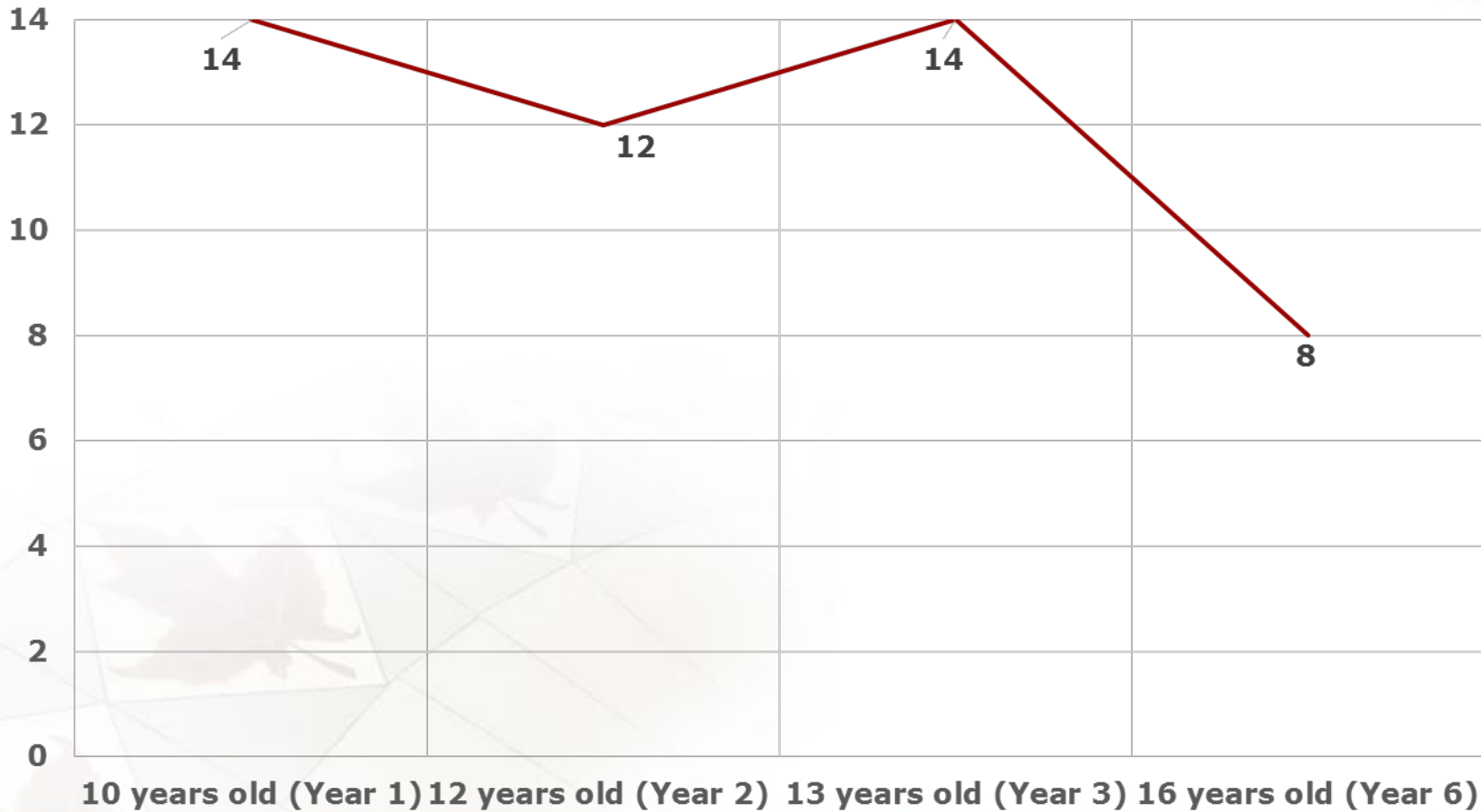
# Relationship with Caregivers, Years 1, 2, 3 & 6



# Placement Satisfaction, Years 1, 2, 3 & 6



# Parental Nurturing, Years 1, 2, 3 & 6

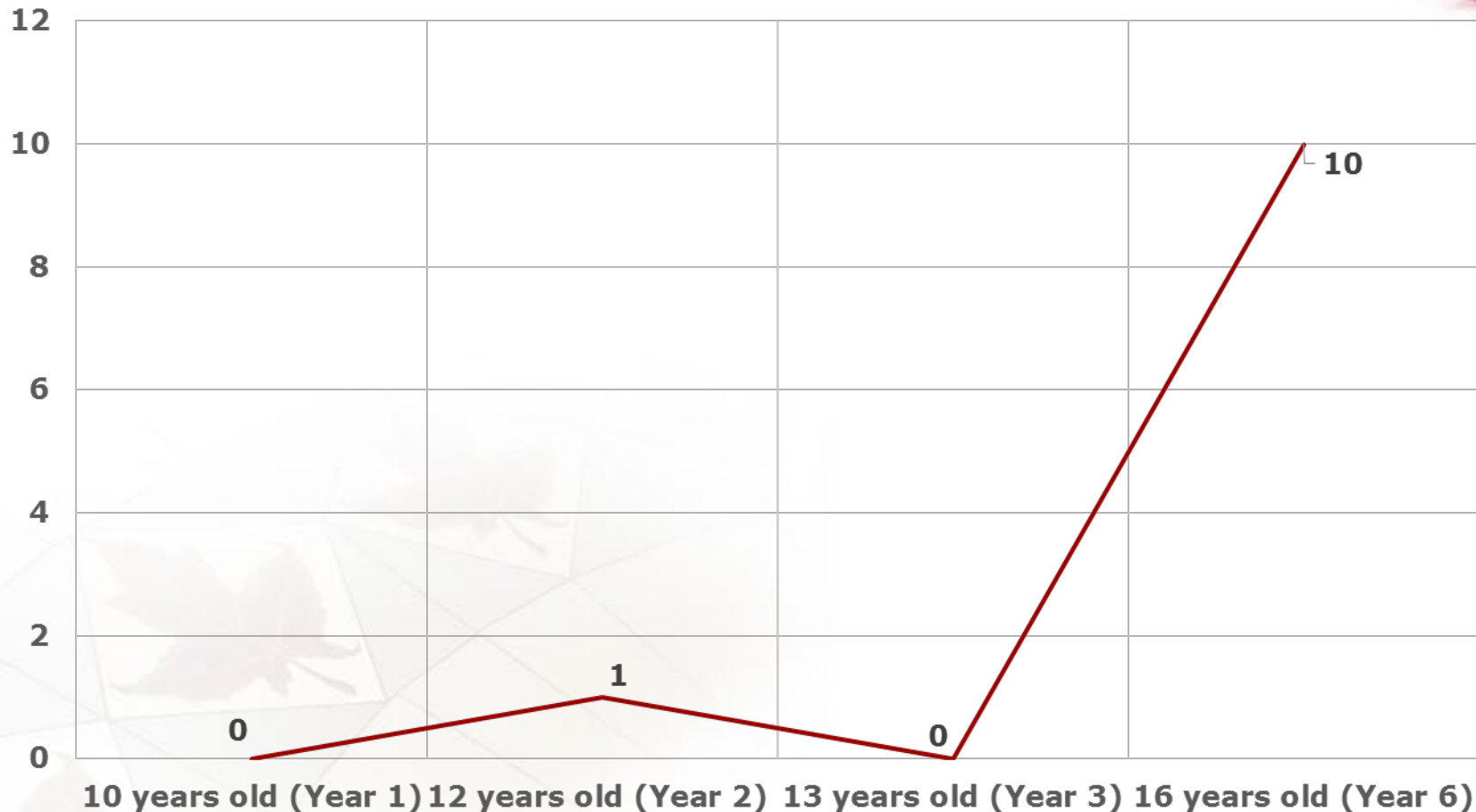




# Parental Conflict, Years 1, 2, 3 & 6



# Ineffective Discipline, Years 1, 2, 3, & 6





# Shared Activities, Years 1, 2, 3 & 6

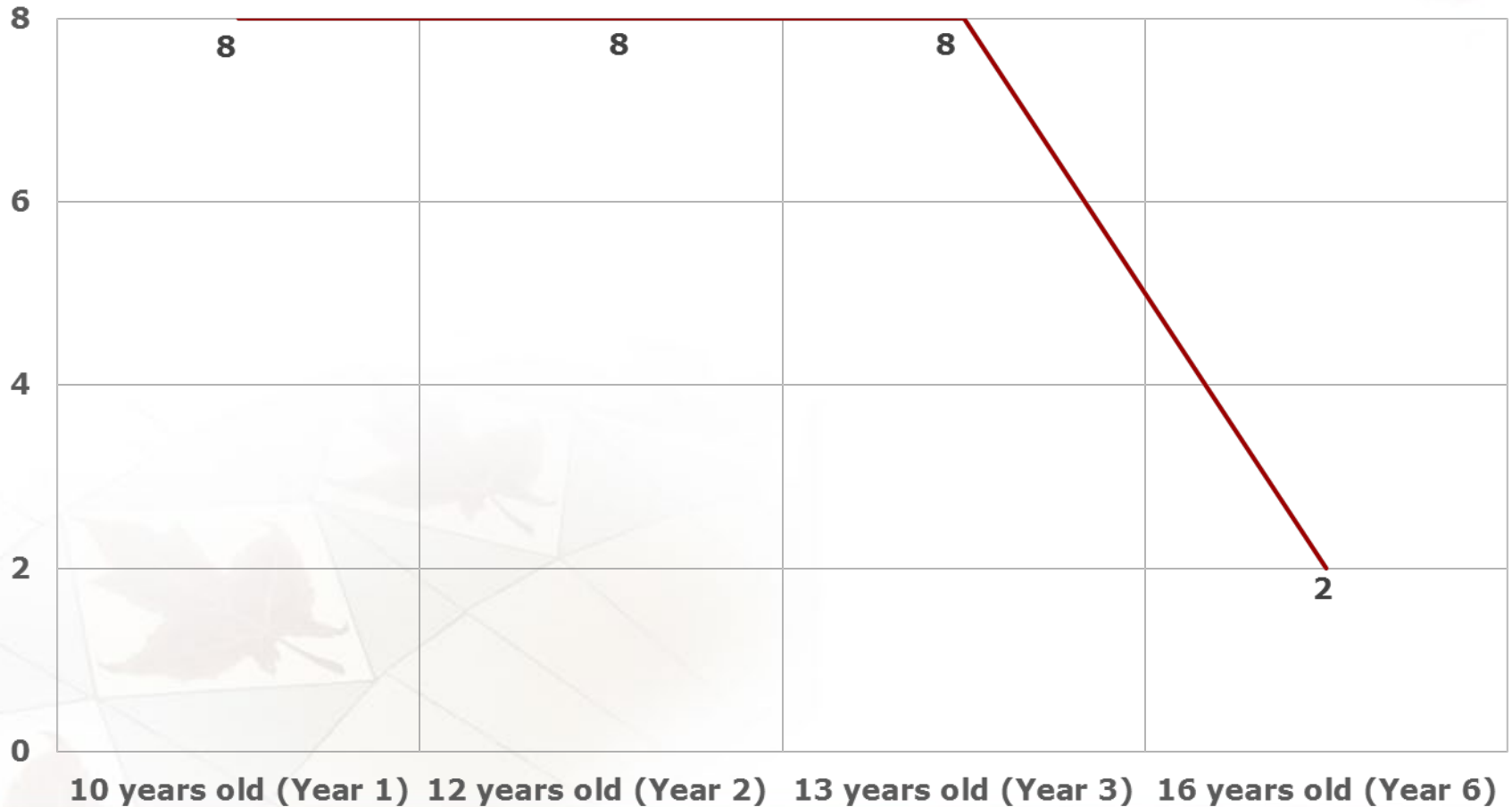




# People to talk to, Years 1, 2, 3 & 6

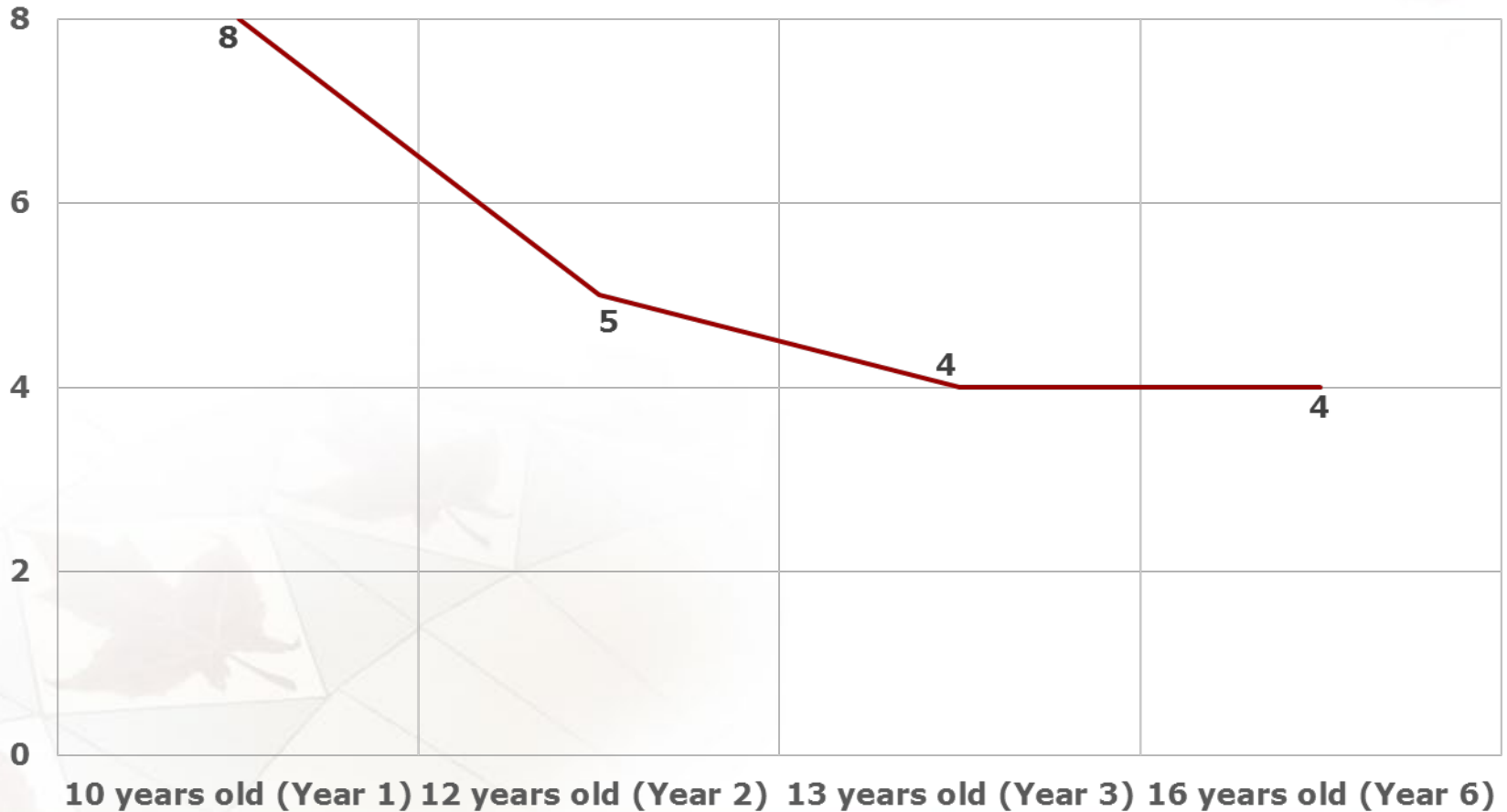


# Academic Achievement, Years 1, 2, 3 & 6





# General Self-Esteem, Year 1, 2, 3 & 6



# Acknowledgements



Many thanks to this youth and her former child welfare worker for their time.

The collaboration and financial support of the Ontario Ministry of Children and Youth Services and the Ontario Association of Children's Aid Societies are also gratefully acknowledged.





# Small group discussion



uOttawa





Questions or comments?

Thank you!



uOttawa

