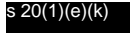







## **NWT Correctional Facilities**

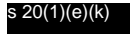



Here are typical weekday staffing numbers for each facility, broken down by shift and staff role. Weekend staffing numbers would be less.

For the period October 1, 2020 to December 20, 2020

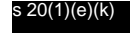




### **North Slave Correctional Complex**

<b><u>Dayshift (0800-1600)</u></b>	<b><u>Afternoon Shift (1600-2400)</u></b>	<b><u>Night Shift (0000-0800)</u></b>
Security: 20	Security: 17	Security: 
Program: 12	Program: 0	Program: 
Admin: 12	Admin: 0	Admin: 
Kitchen: 2	Kitchen: 1	Kitchen: 
Medical: 3	Medical: 1	Medical: 
Total: 49	Total: 19	Total: 

### **South Mackenzie Correctional Complex** (Admin includes Program & Medical staff)

<b><u>Dayshift (0800-1600)</u></b>	<b><u>Afternoon Shift (1600-2400)</u></b>	<b><u>Night Shift (0000-0800)</u></b>
Security: 3	Security: 3	Security: 
Admin: 10	Admin: 0	Admin: 
Kitchen: 2	Kitchen: 1	Kitchen: 
Total: 15	Total: 4	Total: 

### **Fort Smith Correctional Centre**

<b><u>Dayshift (0800-1600)</u></b>	<b><u>Afternoon Shift (1600-2400)</u></b>	<b><u>Night Shift (0000-0800)</u></b>
Security: 8	Security: 6	Security: 
Program: 7	Program: 0	Program: 
Admin: 4	Admin: 0	Admin: 
Kitchen: 2	Kitchen: 1	Kitchen: 
Medical: 1	Medical: 0	Medical: 
Total: 22	Total: 7	Total: 