



File: 292-30/PSS-2021-12348

June 30, 2021

Sent via email: X

Dear X:

Re: Request for Access to Records

Freedom of Information and Protection of Privacy Act (FOIPPA)

I am writing further to your request received by the Ministry of Public Safety and Solicitor General. Your request is for:

Copy of memorandums, briefing notes, information notes, statistics and PowerPoint decks documenting the number and length of placement in segregation / structural intervention units in your correctional institutions. And statistical overviews on the number and length of lockdowns in your correctional institutions. (Date Range for Record Search: From 10/1/2020 To 12/20/2020)

Some information has been withheld pursuant to section(s) 15 (Disclosure harmful to law enforcement) and 22 (Disclosure harmful to personal privacy) of FOIPPA. A complete copy of FOIPPA is available online at:

http://www.bclaws.ca/civix/document/id/complete/statreg/96165_00

Your file is now closed.

The records located in response to your request will be delivered through the BC Secure File Transfer Service. Separate emails will follow from the BC SFT Notification Service directing you how to set up an account and where to obtain your records. A guide for using the SFTS is enclosed for your convenience.

.../2

These records will be published on the BC Government's Open Information website a minimum of ten business days after release. To find out more about Open Information, please access the Open Information website at: www.gov.bc.ca/openinformation

These records will not be published on the BC Government's Open Information website. To find out more about Open Information, please access the Open Information website at: www.gov.bc.ca/openinformation

If you have any questions regarding your request, please contact Nicola Lutte, the analyst assigned to your request, at 250 387-2877. This number can be reached toll-free by calling from Vancouver, 604 660-2421, or from elsewhere in BC, 1 800 663-7867 and asking to be transferred to 250 387-2877.

You have the right to ask the Information and Privacy Commissioner to review this decision. I have enclosed information on the review and complaint process.

Sincerely,



Nicola Lutte, Senior FOI Analyst
On behalf of Darlene Kotchonoski, Manager
Justice / Health Team, Information Access Operations

Enclosures

**MINISTRY OF PUBLIC SAFETY AND SOLICITOR GENERAL
BC CORRECTIONS
INFORMATION BRIEFING NOTE**

PURPOSE: For **INFORMATION** for Mark Sieben,
Deputy Solicitor General, Ministry of Public Safety & Solicitor General.

ISSUE:

Tracking and reporting the use of segregation and separate confinement.

SUMMARY:

- BC Corrections has implemented an interim solution to improve the tracking of, and reporting on, the use of segregation and separate confinement in provincial custody centres, including an individual's length of stay, mental health status and Indigenous self-identification.
- The most recent Segregation and Separate Confinement Report (see Appendix 1) shows that on October 1, 2020, there were 81 individuals (an increase of 23 from the previous month) in segregation or separate confinement (seg & s/c).
- The 81 individuals in seg & s/c represent 5.05% of the current correctional population, a significant decrease compared to historical use of seg & s/c of approximately 10% (~200 individuals) of the correctional population.
- While the number of individuals in seg & s/c has increased from the last reporting period, the average length of stay is down to 13.1 days. This is related to a large number of individuals on long-term separate confinement being transitioned to Supported Integration Placements on living units. This is a significant decline from the average length of stay for people in seg & s/c which was 56 days on January 1, 2020.
- Of the 81 individuals currently in seg & s/c:
 - 65 individuals have been in seg & s/c for fewer than 15 days – an increase of 31 since the last reporting period;
 - 16 people have been in seg or s/c for more than 15 days – a decrease of 8;
 - 1 individual is on voluntary separate confinement – first occurrence in 3 months;
 - 26 of the individuals have mental health needs – an increase of 5; and
 - 21 of the individuals self-identified as Indigenous – an increase of 6.
- To prevent the spread of COVID-19 in provincial correctional centres, protocols have been implemented to place all new admissions in induction units for a period of 14 days prior to placement within the broader correctional population. In addition, individuals who are suspected (pending test results) or confirmed to have COVID-19 are being medically isolated to ensure the virus does not spread. Currently there are 291 individuals confined on induction units for a 14-day assessment period and 33

individuals on isolation protocols. These individuals are confined/isolated under a Ministerial Order (M193) and are no longer confined under s. 17 or 18 of the Correction Act Regulation.

- The use of seg & s/c varies by correctional centre:

USE OF SEGREGATION & SEPARATE CONFINEMENT BY CENTRE											
	ACCW	FMCC	FRCC	KRCC	NCC	NFPC	OCC	PGRCC	SPSC	VIRCC	Provincial
Over 15 days	6	0	3	0	0	7	3	0	2	0	16
Under 15 days	1	0	3	4	0	12	13	9	12	6	65
Total	7	0	6	4	0	19	16	9	14	6	81

BACKGROUND:

- Changes in the number of people in segregation or separate confinement since the last reporting period are reflected in the table below;

	Current reporting period (September 2020)	Previous reporting period (August 2020)
Average daily count in seg or s/c	73* (5.05 % of overall inmate count)	55* (3.78 % of overall inmate count)
Average daily inmate count	1,445	1,418
% of individuals with lengths of stay < 15 days	80%	59%
% of individuals with lengths of stay > 15 days	20%	41%
3.78% of individuals with mental health needs	32%	36%
% of Indigenous individuals	26%	26%

**does not include individuals on COVID protocols/Ministerial Orders.*

- This report includes the details and reasons for placement of the five individuals with the longest lengths of stay currently in segregation/separate confinement:

Inmate	Length of stay on S/C	Correction Act Regulation Section	Placement reasons
1	82	CAR 27 (segregation disposition)	s.15; s.22
2	60	CAR 27 (segregation disposition)	

			s.15; s.22
3	60	CAR 24 (Segregation pending disciplinary hearing)	
4	60	CAR 18 (non-voluntary separate confinement)	
5	55	CAR 18 (non-voluntary separate confinement)	

- A new enhanced case management approach is in place to support individuals in segregation/separate confinement for more than 15 days. This includes a multi disciplinary collaborative case plan focussed on addressing the individual’s unique risks, needs and behaviours that are contributing to their placement. This enhanced case management approach ensures individuals are being connected with healthcare, mental health supports, Indigenous supports and any other interventions that support integration to a less restrictive placement.
- The current manual interim tracking and reporting mechanism was launched in September 2019, and work continues for the long-term technology solution, which is expected to launch in late 2020.
- This interim tracking system is onerous and involves significant staff resources to manually input and validate data. This is resulting in some missing data (shown as “not reported” in some areas of the Report). BC Corrections has, and continues to, work on improving the collection of full and accurate data. The “not reported” values will decline in future reports.
- Report glossary:
 - Segregation – placement in segregation for disciplinary reasons

- Separate confinement (aka: administrative segregation) – placed separately from other inmates, either in segregation or on a living unit, because an individual is a danger to themselves or others, or at risk of harm from other people in custody
- CAR 17 – section 17 of the Correction Act Regulation (CAR), short term separate confinement, up to 72 hours
- CAR 18 – section 18 of the CAR; longer term separate confinement, up to 15 days
- CAR 24 – section 24 of the CAR, placement in segregation pending a disciplinary hearing
- CAR 27 – section 27 of the CAR, segregation as a penalty for a breach of a rule
- MHN – an identifier applied to inmates with mental health needs
- Indigenous – individuals that self-identify as Indigenous
- “Not Reported” – indicates the source data does not contain the information (i.e. it is missing).

INDIGENOUS PEOPLES CONSIDERATIONS:

- Currently there are 21 Indigenous individuals who are in seg & s/c in provincial correctional centres.
- Research confirms that segregation can worsen an individual's physical and mental health and aggravate already challenging behaviours, particularly for vulnerable populations such as Indigenous inmates. Consideration of these unique factors will result in outcomes that more appropriately respond to the individual and their circumstances.
- As part of the Segregation Reform Project, a pilot is underway to better support Indigenous individuals by having case managers connect with each self-identified Indigenous individual that comes into custody to learn of his/her unique circumstances and report that information to decision makers. Decision makers use this information to consider all available alternatives, other than segregation and/or separate confinement, that are reasonable in the circumstances. This information is also used to inform case management decisions regardless of where the individual is placed in a centre.

OTHER MINISTRIES IMPACTED/CONSULTED:

- None

PREPARED BY:

Joyce Oates
Assistant Deputy Warden
Adult Custody Division
604 928 1584

APPROVED OCTOBER 14, 2020 BY:

Lisa Anderson
Assistant Deputy Minister
BC Corrections
778-974-3009

Amy Lapsley
Deputy Warden
Adult Custody Division
778-974-2994

ATTACHMENT

Appendix 1 – Segregation and Separate Confinement Report, dated 2020.10.01

Weekly Segregation and Separate Confinement Report

Incremental ver 1.9

BC Corrections - Adult Custody Division

Date 2020-10-01

Part 1: Current state at date of report

CAR separate confinement

October 01 2020

# of people in separate confinement		
total	81	people
CAR 17	20	25%
CAR 18	26	32%
CAR 19	1	1%
CAR 24	16	20%
CAR 27	18	22%
% of population in separate confinement		
total pop.	# of people in s/c	% of pop.
1463	81	5.54%

length of stay		
<=15 days	65	80%
>15 days	16	20%
avg length of stay	13.09877	days

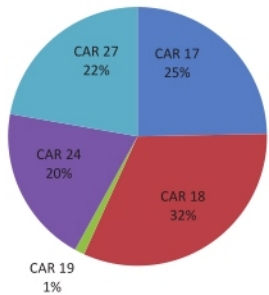
length of stay detail		
>15	16	20%
>30	13	16%
>60	2	2%
>90	0	0%
>150	0	0%
>365	0	0%

# of people with MHN		
MHN	26	32%
non-MHN	55	68%
<=15 days	18	32%
>15 days	8	22%

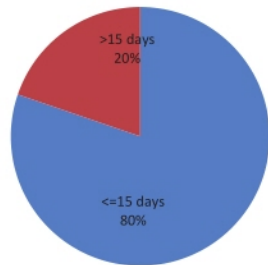
# of Indigenous people		
Indigenous	21	26%
non-Indigenous	60	74%
<=15 days	15	19%
>15 days	6	7%

# of Indigenous people with MHN		
Indigenous w/ MHN	3	4%
<=15 days	1	1%
>15 days	2	2%

separate confinement by section



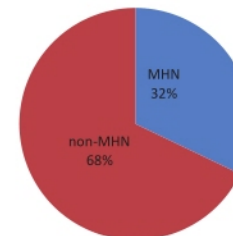
days in separate confinement



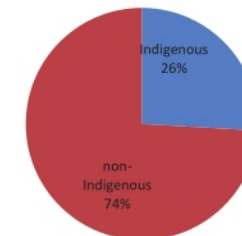
% of pop. in separate confinement by centre

centre	count	% of pop. in s/c
ACCW	55	13%
FMCC	36	0%
FRCC	125	5%
KRCC	128	3%
NCC	35	0%
NFPC	248	8%
OCC	168	10%
PGRCC	165	5%
SPSC	327	4%
VIRCC	176	3%

people with MHN in separate confinement



Indigenous people in separate confinement



province			ACCW		FMCC		FRCC		KRCC		NCC		NFPC		OCC		PGRCC		SPSC		VIRCC	
total	81	people	7	9%	0	0%	6	7%	4	5%	0	0%	19	23%	16	20%	9	11%	14	17%	6	7%
CAR 17	20	25%	5	25%	0	0%	2	10%	0	0%	0	0%	2	10%	3	15%	0	0%	5	25%	3	15%
CAR 18	26	32%	2	8%	0	0%	2	8%	1	4%	0	0%	8	31%	7	27%	0	0%	4	15%	2	8%
CAR 19	1	1%	0	0%	0	0%	0	0%	0	0%	0	0%	0	0%	0	0%	0	0%	1	100%	0	0%
CAR 24	16	20%	0	0%	0	0%	1	6%	0	0%	0	0%	2	13%	5	31%	6	38%	1	6%	1	6%
CAR 27	18	22%	0	0%	0	0%	1	6%	3	17%	0	0%	7	39%	1	6%	3	17%	3	17%	0	0%
15 days sep. conf.																						
<=15 days	65	80%	6	9%	0	0%	3	5%	4	6%	0	0%	12	18%	13	20%	9	14%	12	18%	6	9%
>15 days	16	20%	1	6%	0	0%	3	19%	0	0%	0	0%	7	44%	3	19%	0	0%	2	13%	0	0%
people with MHN in sep. conf.																						
MHN	26	32%	2	8%	0	0%	1	4%	0	0%	0	0%	9	35%	5	19%	2	8%	6	23%	1	4%
<=15 days	18	69%	1	6%	0	0%	0	0%	0	0%	0	0%	5	28%	4	22%	2	11%	5	28%	1	6%
>15 days	8	31%	1	13%	0	0%	1	13%	0	0%	0	0%	4	50%	1	13%	0	0%	1	13%	0	0%
Indigenous people in sep. conf.																						
Indigenous	21	26%	0	0%	0	0%	1	5%	3	14%	0	0%	6	29%	1	5%	4	19%	5	24%	1	5%
<=15 days	15	71%	0	0%	0	0%	0	0%	3	20%	0	0%	3	20%	0	0%	4	27%	4	27%	1	7%
>15 days	6	29%	0	0%	0	0%	1	17%	0	0%	0	0%	3	50%	1	17%	0	0%	1	17%	0	0%

COVID-19 confinement

# of people on COVID protocols		
total	324	people
Induction (IND)	291	90%
Isolation (ISO)	33	10%

% of population on COVID protocols		
total pop.	# of ppl on prtcls	% of pop.
1463	324	22.15%

province	ACCW	FMCC	FRCC	KRCC	NCC	NFPC	OCC	PGRCC	SPSC	VIRCC
total	12	0	6	19	0	95	28	33	92	39
CAR 17 - ISO	5	0	0	0	0	0	0	0	0	1
CAR 17 - IND	0	0	0	0	0	1	1	0	3	2
CAR 18 - ISO	1	0	0	0	0	1	1	0	0	1
CAR 18 - IND	0	0	0	0	0	3	3	0	2	1
CAR 19 - ISO	0	0	0	0	0	0	0	0	0	0
CAR 19 - IND	0	0	0	0	0	0	0	0	0	0
CAR 24 - ISO	0	0	0	0	0	0	0	0	0	0
CAR 24 - IND	0	0	0	0	0	1	1	0	0	0
CAR 27 - ISO	0	0	0	0	0	0	0	0	0	0
CAR 27 - IND	0	0	0	0	0	2	1	1	1	0
MO - ISO	6	0	0	0	0	2	0	2	13	0
MO - IND	0	0	6	19	0	85	21	30	73	34

% of pop. on COVID protocols by centre		
centre	count	% on prtcls
ACCW	55	22%
FMCC	36	0%
FRCC	125	5%
KRCC	128	15%
NCC	35	0%
NFPC	248	38%
OCC	168	17%
PGRCC	165	20%
SPSC	327	28%
VIRCC	176	22%

TOTAL - all confinements

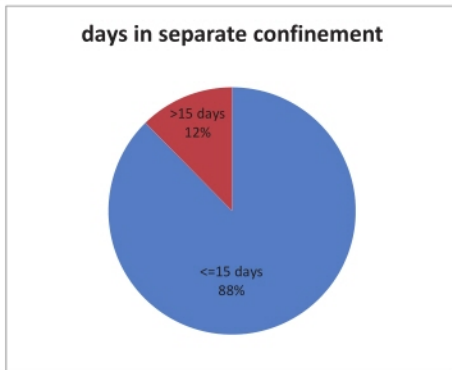
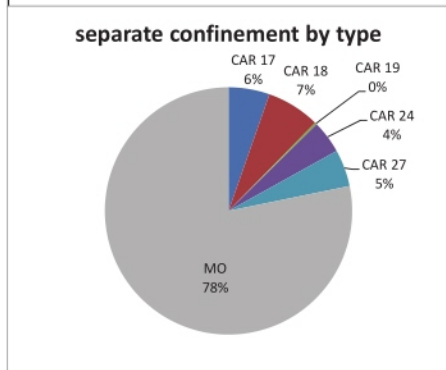
# of people in confinement		
total number	372	people
CAR 17	20	5%
CAR 18	26	7%
CAR 19	1	0%
CAR 24	16	4%
CAR 27	18	5%
MO	291	78%
not reported	0	0%
% of population in confinement		
total pop.	# of people confined	% of pop.
1463	372	25.43%

length of stay		
<=15 days	326	88%
>15 days	46	12%
avg length of stay	8.755376	days

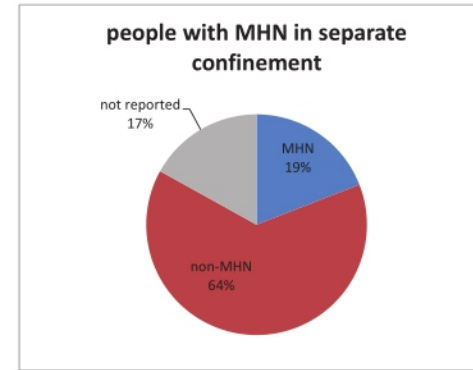
length of stay detail		
>15	46	12%
>30	14	4%
>60	2	1%
>90	0	0%
>150	0	0%
>365	0	0%

# of people with MHN		
MHN	71	19%
non-MHN	238	64%
not reported	63	17%
<=15 days	61	16%
>15 days	10	3%

# of Indigenous people		
Indigenous	87	23%
non-Indigenous	200	54%
not reported	85	23%
<=15 days	78	21%
>15 days	9	2%



% of pop. in confinement by centre		
centre	count	% in confinement
ACCW	55	24%
FMCC	36	0%
FRCC	125	10%
KRCC	128	18%
NCC	35	0%
NFPC	248	43%
OCC	168	22%
PGRCC	165	25%
SPSC	327	31%
VIRCC	176	23%



province	ACCW	FMCC	FRCC	KRCC	NCC	NFPC	OCC	PGRCC	SPSC	VIRCC
total	372	13	12	23	0	106	37	41	100	40
people	3%	0%	3%	6%	0%	28%	10%	11%	27%	11%
CAR 17	20	5	2	0	0	2	3	0	5	3
CAR 18	26	2	2	1	0	8	7	0	4	2
CAR 19	1	0	0	0	0	0	0	0	1	0
CAR 24	16	0	1	0	0	2	5	6	1	1
CAR 27	18	0	1	3	0	7	1	3	3	0
MO	291	6	6	19	0	87	21	32	86	34
not reported	0	0	0	0	0	0	0	0	0	0
15 days confinement										
<=15 days	326	12	8	23	0	71	34	41	97	40
>15 days	46	1	4	0	0	35	3	0	3	0
people with MHN in confinement										
MHN	71	5	2	7	0	15	7	7	22	6
non-MHN	238	8	10	16	0	29	29	34	78	34
not reported	63	0	0	0	0	62	1	0	0	0
<=15 days	61	4	1	7	0	9	6	7	21	6
>15 days	10	1	1	0	0	6	1	0	1	0
Indigenous people in confinement										
Indigenous	87	1	1	8	0	13	4	26	31	3
non-Indigenous	200	6	11	15	0	23	31	15	68	31
not reported	85	6	0	0	0	70	2	0	1	6
<=15 days	78	1	0	8	0	8	3	26	29	3
>15 days	9	0	1	0	0	5	1	0	2	0

**MINISTRY OF PUBLIC SAFETY AND SOLICITOR GENERAL
BC CORRECTIONS
INFORMATION BRIEFING NOTE**

PURPOSE: For **INFORMATION** for Mike Farnworth,
Minister of Public Safety & Solicitor General

ISSUE:

Tracking and reporting the use of segregation and separate confinement.

SUMMARY:

- BC Corrections has implemented an interim solution to improve the tracking of, and reporting on, the use of segregation and separate confinement in provincial custody centres, including an individual's length of stay, mental health status and Indigenous self-identification.
- The most recent Segregation and Separate Confinement Report (see Appendix 1) shows that on November 26, 2020, there were 83 individuals (a decrease of 11 from the previous month) in segregation or separate confinement (seg & s/c).
- The 83 individuals in seg & s/c represent 5.06% of the current correctional population, a significant decrease compared to historical use of seg & s/c of approximately 10% (~200 individuals) of the correctional population.
- This reduction in use of seg & s/c can be connected to the COVID-19 response by BC Corrections and justice partners which has resulted in reduced inmate count and a corresponding decrease in incidents, as well as efforts made by correctional centres to place as many people as possible on regular living units on Supported Integration Placements (SIP) instead of separate confinement in segregation units.
- SIP gives staff the option to safely house individuals outside of segregation units with a modified living unit routine and case plan to address any risks, needs, or behaviours to support integration to the safest and least restrictive placement possible.
- Of the 83 individuals currently in seg & s/c:
 - 61 individuals have been in seg & s/c for fewer than 15 days – an increase of 16 since the last reporting period;
 - 22 individuals have been in seg or s/c for more than 15 days – an increase of 2;
 - 0 individual is on voluntary separate confinement;
 - 40 of the individuals have mental health needs – an increase of 11; and
 - 18 of the individuals self-identified as Indigenous – a decrease of 3.

- The use of seg & s/c varies by correctional centre:

USE OF SEGREGATION & SEPARATE CONFINEMENT BY CENTRE											
	ACCW	FMCC	FRCC	KRCC	NCC	NFPC	OCC	PGRCC	SPSC	VIRCC	Provincial
Over 15 days	2	0	4	0	0	5	4	0	4	3	22
Under 15 days	7	0	2	5	0	15	13	5	9	5	61
Total	9	0	6	0	0	20	17	5	13	8	70

- To prevent the spread of COVID-19 in provincial correctional centres, protocols have been implemented to place all new admissions in induction units for a period of 14 days prior to placement with the broader correctional population. In addition, individuals who are suspected (pending test results) or confirmed to have COVID-19 and are being medically isolated to ensure the virus does not spread. Currently there are 280 individuals confined on induction units for a 14-day assessment period and 49 individuals on isolation protocols. As of August 19, 2020, these individuals are confined/isolated under a Ministerial Order (M193) and no longer confined under s. 17 or 18 of the Correction Act Regulation.

BACKGROUND:

- Changes in the number of people in segregation or separate confinement since the last reporting period are reflected in the table below;

	Current reporting period (November 2020)	Previous reporting period (October 2020)
Average daily count in seg or s/c	78* (5.06 % of overall inmate count)	77* (5.11 % of overall inmate count)
Average daily inmate count	1542	1,507
% of individuals with lengths of stay < 15 days	64%	64%
% of individuals with lengths of stay > 15 days	36%	36%
% of individuals with mental health needs	41%	41%
% of Indigenous individuals	30%	30%

**does not include individuals on COVID protocols/Ministerial Orders.*

- This report includes the details and reasons for placement of the five individuals with the longest lengths of stay currently in segregation/separate confinement:

Inmate	Length of stay on S/C	Correction Act Regulation Section	Placement reasons
1	116	CAR 27 (Segregation pending disciplinary hearing)	s.15; s.22
2	91	CAR 18 (non-voluntary separate confinement)	
3	85	CAR 18 (non-voluntary separate confinement)	
4	71	CAR 18 (non-voluntary separate confinement)	
5	67	CAR 18 (non-voluntary separate confinement)	

- A new enhanced case management approach is in place to support individuals in segregation/separate confinement for more than 15 days. This includes a collaborative case plan focussed on addressing the individual’s unique risks, needs and behaviours that are contributing to their placement. This enhanced case management approach ensures individuals are being connected with healthcare, mental health supports, Indigenous supports and any other interventions that support integration to a less restrictive placement.

- The current interim tracking and reporting mechanism was launched in September 2019, and work continues for the long-term technology solution, which is expected to launch in late 2020.
- This interim tracking system is onerous and involves significant staff resources to manually input and validate data. This is resulting in some missing data (shown as “not reported” in some areas of the Report). BC Corrections has, and continues to, work on improving the collection of full and accurate data. The “not reported” values will decline in future reports.
- Report glossary:
 - Segregation – placement in segregation for disciplinary reasons
 - Separate confinement (aka: administrative segregation) – placed separately from other inmates, either in segregation or on a living unit, because an individual is a danger to themselves or others, or at risk of harm from other people in custody
 - CAR 17 – section 17 of the Correction Act Regulation (CAR), short term separate confinement, up to 72 hours
 - CAR 18 – section 18 of the CAR; longer term separate confinement, up to 15 days
 - CAR 24 – section 24 of the CAR, placement in segregation pending a disciplinary hearing
 - CAR 27 – section 27 of the CAR, segregation as a penalty for a breach of a rule
 - MHN – an identifier applied to inmates with mental health needs
 - Indigenous – individuals that self-identify as Indigenous
 - “Not Reported” – indicates the source data does not contain the information (i.e. it is missing).

INDIGENOUS PEOPLES CONSIDERATIONS:

Currently there are 18 Indigenous individuals who are in seg & s/c and there are 71 Indigenous individuals on COVID-19 protocols in provincial correctional centres.

Research confirms that segregation can worsen an individual’s physical and mental health and aggravate already challenging behaviours, particularly for vulnerable populations such as Indigenous inmates. Consideration of these unique factors will result in outcomes that more appropriately respond to the individual and their circumstances.

As part of the Segregation Reform Project, a pilot is underway to better support Indigenous individuals by having case managers connect with each self-identified Indigenous individual that comes into custody to learn of his/her unique circumstances and report that information to decision makers. Decision makers use this information to consider all available alternatives, other than segregation and/or separate confinement, that are reasonable in the circumstances. This information is also used to inform case management decisions regardless of where the individual is placed in a centre.

OTHER MINISTRIES IMPACTED/CONSULTED:

- N/A

PREPARED BY:

Joyce Oates
Assistant Deputy Warden
Adult Custody Division
604 928 1584

APPROVED (date) BY:

Lisa Anderson
Assistant Deputy Minister
BC Corrections
778-974-3009

Amy Lapsley
Deputy Warden
Adult Custody Division
778-974-2994

ATTACHMENT

Appendix 1 – Segregation and Separate Confinement Report, dated 2020.11.26

Weekly Segregation and Separate Confinement Report

Incremental ver 1.9

BC Corrections - Adult Custody Division

Date 2020-11-26

Part 1: Current state at date of report

CAR separate confinement

November 26 2020

# of people in separate confinement		
total	83	people
CAR 17	27	33%
CAR 18	24	29%
CAR 19	0	0%
CAR 24	16	19%
CAR 27	16	19%
% of population in separate confinement		
total pop.	# of people in s/c	% of pop.
1527	83	5.44%

length of stay		
<=15 days	61	73%
>15 days	22	27%
avg length of stay	14.84337	days

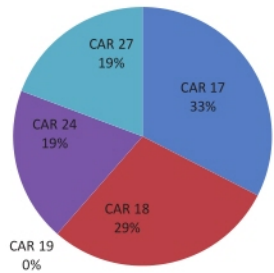
length of stay detail		
>15	22	27%
>30	12	14%
>60	6	7%
>90	2	2%
>150	0	0%
>365	0	0%

# of people with MHN		
MHN	40	48%
non-MHN	43	52%
<=15 days	31	48%
>15 days	9	37%

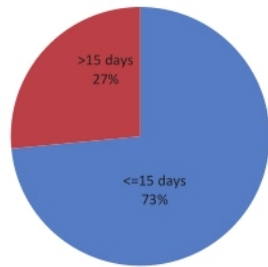
# of Indigenous people		
Indigenous	18	22%
non-Indigenous	65	78%
<=15 days	14	17%
>15 days	4	5%

# of Indigenous people with MHN		
Indigenous w/ MHN	10	12%
<=15 days	8	10%
>15 days	2	2%

separate confinement by section



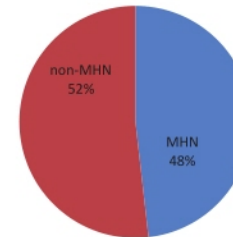
days in separate confinement



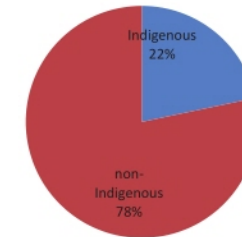
% of pop. in separate confinement by centre

centre	count	% of pop. in s/c
ACCW	60	15%
FMCC	33	0%
FRCC	152	4%
KRCC	117	4%
NCC	32	0%
NFPC	264	8%
OCC	212	8%
PGRCC	172	3%
SPSC	301	4%
VIRCC	184	4%

people with MHN in separate confinement



Indigenous people in separate confinement



province	ACCW	FMCC	FRCC	KRCC	NCC	NFPC	OCC	PGRCC	SPSC	VIRCC
total	9	0	6	5	0	20	17	5	13	8
	11%	0%	7%	6%	0%	24%	20%	6%	16%	10%
CAR 17	5	0	2	2	0	3	3	4	5	3
	19%	0%	7%	7%	0%	11%	11%	15%	19%	11%
CAR 18	2	0	2	0	0	8	3	0	7	2
	8%	0%	8%	0%	0%	33%	13%	0%	29%	8%
CAR 19	0	0	0	0	0	0	0	0	0	0
	0%	0%	0%	0%	0%	0%	0%	0%	0%	0%
CAR 24	0	0	1	3	0	3	6	1	1	1
	0%	0%	6%	19%	0%	19%	38%	6%	6%	6%
CAR 27	2	0	1	0	0	6	5	0	0	2
	13%	0%	6%	0%	0%	38%	31%	0%	0%	13%
15 days sep. conf.										
<=15 days	7	0	2	5	0	15	13	5	9	5
	11%	0%	3%	8%	0%	25%	21%	8%	15%	8%
>15 days	2	0	4	0	0	5	4	0	4	3
	9%	0%	18%	0%	0%	23%	18%	0%	18%	14%
people with MHN in sep. conf.										
MHN	8	0	3	1	0	10	8	1	7	2
	20%	0%	8%	3%	0%	25%	20%	3%	18%	5%
<=15 days	7	0	1	1	0	9	7	1	4	1
	23%	0%	3%	3%	0%	29%	23%	3%	13%	3%
>15 days	1	0	2	0	0	1	1	0	3	1
	11%	0%	22%	0%	0%	11%	11%	0%	33%	11%
Indigenous people in sep. conf.										
Indigenous	3	0	1	0	0	6	3	3	2	0
	17%	0%	6%	0%	0%	33%	17%	17%	11%	0%
<=15 days	3	0	0	0	0	5	3	3	0	0
	21%	0%	0%	0%	0%	36%	21%	21%	0%	0%
>15 days	0	0	1	0	0	1	0	0	2	0
	0%	0%	25%	0%	0%	25%	0%	0%	50%	0%

COVID-19 confinement

# of people on COVID protocols		
total	329	people
Induction (IND)	280	85%
Isolation (ISO)	49	15%

% of population on COVID protocols		
total pop.	# of ppl on prtcls	% of pop.
1527	329	21.55%

province	ACCW	FMCC	FRCC	KRCC	NCC	NFPC	OCC	PGRCC	SPSC	VIRCC	
total	329	18	0	8	11	0	100	35	46	74	37
CAR 17 - ISO	6	4	0	0	0	0	2	0	0	0	0
CAR 17 - IND	6	0	0	0	0	0	1	1	2	1	1
CAR 18 - ISO	3	1	0	0	0	0	1	0	0	1	0
CAR 18 - IND	12	1	0	0	0	0	6	0	0	4	1
CAR 19 - ISO	0	0	0	0	0	0	0	0	0	0	0
CAR 19 - IND	0	0	0	0	0	0	0	0	0	0	0
CAR 24 - ISO	0	0	0	0	0	0	0	0	0	0	0
CAR 24 - IND	1	0	0	0	0	0	0	1	0	0	0
CAR 27 - ISO	0	0	0	0	0	0	0	0	0	0	0
CAR 27 - IND	5	0	0	0	0	0	5	0	0	0	0
MO - ISO	40	4	0	2	1	0	10	2	0	21	0
MO - IND	256	8	0	6	10	0	75	31	44	47	35

% of pop. on COVID protocols by centre		
centre	count	% on prtcls
ACCW	60	30%
FMCC	33	0%
FRCC	152	5%
KRCC	117	9%
NCC	32	0%
NFPC	264	38%
OCC	212	17%
PGRCC	172	27%
SPSC	301	25%
VIRCC	184	20%

TOTAL - all confinements

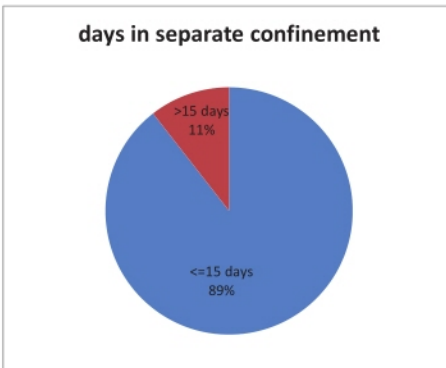
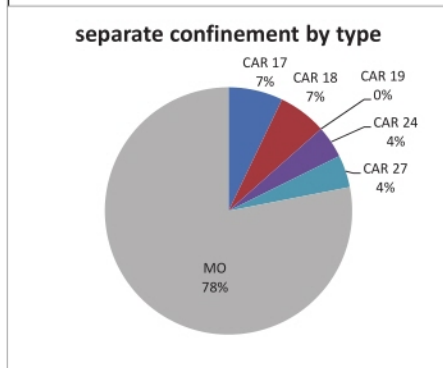
# of people in confinement		
total number	379	people
CAR 17	27	7%
CAR 18	24	6%
CAR 19	0	0%
CAR 24	16	4%
CAR 27	16	4%
MO	296	78%
not reported	0	0%
% of population in confinement		
total pop.	# of people confined	% of pop.
1527	379	24.82%

length of stay		
<=15 days	339	89%
>15 days	40	11%
avg length of stay	8.617414	days

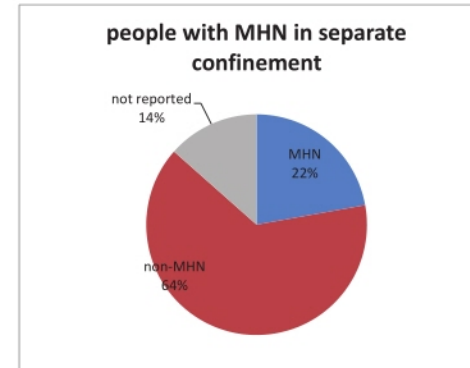
length of stay detail		
>15	40	11%
>30	13	3%
>60	6	2%
>90	2	1%
>150	0	0%
>365	0	0%

# of people with MHN		
MHN	84	22%
non-MHN	244	64%
not reported	51	13%
<=15 days	71	19%
>15 days	13	3%

# of Indigenous people		
Indigenous	89	23%
non-Indigenous	223	59%
not reported	67	18%
<=15 days	80	21%
>15 days	9	2%



% of pop. in confinement by centre		
centre	count	% in confinement
ACCW	60	35%
FMCC	33	0%
FRCC	152	9%
KRCC	117	14%
NCC	32	0%
NFPC	264	40%
OCC	212	24%
PGRCC	172	28%
SPSC	301	27%
VIRCC	184	23%



province	ACCW	FMCC	FRCC	KRCC	NCC	NFPC	OCC	PGRCC	SPSC	VIRCC
total	379	21	14	16	0	105	50	49	81	43
people	6%	0%	4%	4%	0%	28%	13%	13%	21%	11%
CAR 17	27	5	2	2	0	3	3	4	5	3
CAR 18	24	2	2	0	0	8	3	0	7	2
CAR 19	0	0	0	0	0	0	0	0	0	0
CAR 24	16	0	1	3	0	3	6	1	1	1
CAR 27	16	2	1	0	0	6	5	0	0	2
MO	296	12	8	11	0	85	33	44	68	35
not reported	0	0	0	0	0	0	0	0	0	0
15 days confinement										
<=15 days	339	16	9	16	0	98	46	47	72	35
>15 days	40	5	5	0	0	7	4	2	9	8
people with MHN in confinement										
MHN	84	15	3	3	0	20	12	3	20	8
non-MHN	244	6	11	13	0	36	37	46	61	34
not reported	51	0	0	0	0	49	1	0	0	1
<=15 days	71	11	1	3	0	18	11	3	17	7
>15 days	13	4	2	0	0	2	1	0	3	1
Indigenous people in confinement										
Indigenous	89	7	3	0	0	11	11	30	24	3
non-Indigenous	223	14	11	16	0	40	38	19	57	28
not reported	67	0	0	0	0	54	1	0	0	12
<=15 days	80	5	2	0	0	10	11	29	20	3
>15 days	9	2	1	0	0	1	0	1	4	0