

THE EMERGENCE OF RANGE LIMITS IN ADVECTIVE ENVIRONMENTS*

KING-YEUNG LAM[†], YUAN LOU[‡], AND FRITHJOF LUTSCHER[§]

Abstract. In this paper, we study the asymptotic profile of the steady state of a reaction-diffusion-advection model in ecology proposed in [E. Pachepsky et al., *Theoret. Popul. Biol.*, 67 (2005), pp. 61–73; D. Speirs and W. Gurney, *Ecology*, 82 (2001), pp. 1219–1237]. The model describes the population dynamics of a single species experiencing a unidirectional flow. We show the existence of one or more internal transition layers and determine their locations. Such locations can be understood as the upstream invasion limits of the species. It turns out that these invasion limits are connected to the upstream spreading speed of the species and is sometimes subject to the effect of migration from upstream source patches.

Key words. reaction diffusion, advection, range limit, transition layer, dispersal

AMS subject classifications. 35K57, 92D15, 92D25

DOI. 10.1137/15M1027887

1. Introduction. Most species have spatially limited distributions [1]. Ecologists have identified a few basic aspects of dispersal and birth-death dynamics that can explain several mechanisms underlying range limits [7]. For example, local biotic and abiotic conditions determine the basic rate of increase of a population. The species is expected to be present where its rate of increase is positive (its “niche”) and absent where this rate is negative. A range limit then indicates a sign change of this rate of increase. Dispersal can enlarge a species’ range and maintain a population in regions where the intrinsic growth rate is negative (source-sink dynamics). In streams and rivers, water flow can induce a strong directional bias in dispersal. What then is the effect of this biased dispersal on the emergence of range limits?

Abiotic conditions can change considerably along the course of a river or stream. Temperature and nutrient loading tend to increase downstream whereas shading decreases [18]. But conditions need not change monotonically. Local habitat attributes are also affected by substrate, confluences, dams, or point source disturbances such as waste-water treatment plants. Accordingly, algal community composition varies considerably between upstream and downstream [16, 21] and with it the food chain that it can support. These assemblages are formed by the combined effects of local growth conditions (source and sinks) and of passive transport in the water column. Because of the strong bias of transport, one could expect a species to be absent from the upstream end of its niche or source region and persist in sink habitats further

*Received by the editors June 26, 2015; accepted for publication (in revised form) January 7, 2016; published electronically DATE.

<http://www.siam.org/journals/siap/x-x/M102788.html>

[†]Department of Mathematics, Ohio State University, Columbus, OH 43210 (lam.184@mbi.osu.edu). This author’s work was partially supported by NSF grant DMS–1411476.

[‡]Institute for Mathematical Sciences, Renmin University of China, Beijing, 100872, People’s Republic of China, and Department of Mathematics, Ohio State University, Columbus, OH 43210 (lou@math.ohio-state.edu). This author’s work was partially supported by NSF grant DMS–1411476 and by the Fundamental Research Funds for the Central Universities, and the Research Funds of Renmin University of China.

[§]Department of Mathematics and Statistics, and Department of Biology, University of Ottawa, Ottawa, ON, K1N6N5, Canada (flutsche@uottawa.ca). This author’s work was partially funded by an Individual Discovery Grant from NSERC.

downstream. Can one quantify this effect of hydrology on the actual range of a species?

The dynamics of a spatially distributed species, moving passively in a stream or river, have been modeled with a reaction-advection-diffusion equation to explore population persistence and the so-called “drift paradox” [13, 17]. In the simplest case, the equation for the density $u(x, t)$ of a population at time t and location x is given by

$$(1) \quad u_t = Du_{xx} - qu_x + u(r - \kappa u),$$

where $D > 0$ is the diffusion coefficient, $q > 0$ is the flow speed in the direction of increasing x , r is the population growth rate at low density, and κ denotes the strength of intraspecific competition. (Subscripts denote partial derivatives.) Lutscher, McCauley, and Lewis studied this model (and a two-species extension) with linearly increasing growth function $r = r(x)$ (i.e., the habitat quality of the downstream location is better than the upstream location) and observed the emergence of upstream range limits [11]. Specifically, when the stream was long, the steady state population showed a sharp transition layer from low to high density, much steeper than the local growth conditions would predict. Numerically, the authors found that a species initially occupying a downstream region may propagate upstream in a wavelike fashion with decreasing speed. This upstream invasion wave comes to a halt at some location \hat{x} , even though local growth conditions are favorable upstream of that location, i.e., $r(x) > 0$ for $x < \hat{x}$.

Traveling waves are well studied for the Fisher model, given by (1) with $q = 0$ and constant r . They arise at a minimal speed $c^* = 2\sqrt{rD}$, the asymptotic spreading speed [20]. In an environment with unidirectional flow of speed $q > 0$, there are two spreading speeds, one in the direction of the flow (downstream), given by $c^* + q$, and one against the flow (upstream), given by $c^* - q$ [13]. When the flow speed is lower than c^* , then the upstream spreading speed is positive and the population can spread against the flow. When the flow speed is higher than c^* , then the upstream speed is negative and the population retreats downstream.

When growth conditions vary spatially, $r = r(x)$ is a nonconstant function. It is then tempting to define the “local upstream spreading speed” as $2\sqrt{r(x)D} - q$ [7]. A range limit then emerges where the local upstream spreading speed is zero. For a monotone growth function $r(x)$, there is a unique location x^* defined by $r(x^*) = \frac{q^2}{4D}$. Numerical simulations for model (1) indicated that, indeed, $\hat{x} = x^*$ [11].

To see why the steady state density \tilde{u} can be very small even though the local growth rate $r(x)$ is positive, we introduce the transformation $u(x, t) = w(x, t)e^{qx/(2D)}$. Then w satisfies the equation

$$(2) \quad w_t = Dw_{xx} + w \left(r(x) - \frac{q^2}{4D} - we^{qx/(2D)} \right)$$

with local intrinsic growth rate $r(x) - \frac{q^2}{4D}$. Hence, the stream flow can be viewed as decreasing the local growth rate. Specifically, regions with $r(x) > \frac{q^2}{4D}$ are population dynamic sources whereas regions with $r(x) < \frac{q^2}{4D}$ are sinks.

The first purpose of this paper is to prove the existence of a steady state profile with the steep transition layer as observed in numerical simulations [11] when the growth function is monotone increasing and the stream segment is long. In the second part of the paper, we consider the case that the adjusted growth function $r(x) - \frac{q^2}{4D}$

changes sign more than once. In this case, we could expect multiple transition layers of \tilde{u} occurring at locations x_i^* with $r(x_i^*) - \frac{q^2}{4D} = 0$. We show that there is at most one transition layer per source patch, i.e., an interval where $r > 0$. More specifically, when there is only one source patch and the population persists, then there is only one transition layer, even if the adjusted growth rate is negative somewhere. If there are two or more disjoint source patches, then a second transition layer maybe located further upstream than would be predicted by the locations x_i^* . This phenomenon arises when emigrants from high-density regions upstream contribute to local population growth at the next downstream source patch. We give a precise characterization of the location of a second transition layer.

We introduce the model with boundary conditions and scalings in detail in section 2. We state all the main results in section 3, and present numerical illustrations in section 4. Auxiliary lemmas are given in section 5. Proofs of the main theorems are presented in section 6. Finally, an extension of our results concerning a boundary transition layer is discussed in section 7.

2. Model description. We denote the density of the species at time t and location x in the bounded interval $[0, L]$ with $u(x, t)$, where L is the length of the river. We denote the diffusion constant by $D > 0$ and the flow speed by $q > 0$ so that advection points to increasing x -values. We supplement the equation in model (1) with a generalized Danckwerts boundary condition at the upstream ($x = 0$) and downstream ($x = L$) end. The model then reads

$$(3) \quad \begin{cases} u_t = Du_{xx} - qu_x + u(r(x) - \kappa u) & \text{for } 0 < x < L, \quad t > 0, \\ Du_x(0) - qu(0) = qb_u u(0), \quad Du_x(L) - qu(L) = -qb_d u(L) & \text{for } t > 0. \end{cases}$$

The (dimensionless) parameters b_u and b_d determine the magnitude of population loss at the upstream and downstream boundaries, respectively. The no-flux condition at the downstream boundary corresponds to $b_d = 0$, whereas a hostile condition results as $b_d \rightarrow \infty$. An important intermediate case is $b_d = 1$, when net movement across the boundary results only from diffusion. For a more detailed discussion and derivation from a random walk model, we refer to [8, 10]. The function $r(x)$ stands for the quality of the habitat; the population can grow where $r > 0$ and will decline where $r < 0$.

Based on the numerical results in [11], we consider the case where the river is very long compared to the scales of advective and diffusive movement. We introduce nondimensional variables $\hat{t} = t/\tau$, $\hat{x} = x/L$, and $\hat{u} = \kappa u$, and a small parameter $\epsilon = q\tau/L$. Since we will study the steady state problem, we may choose the time scale $\tau = 1$. With this scaling, the model becomes

$$(4) \quad \begin{cases} \hat{u}_{\hat{t}} = \epsilon^2 \hat{D} \hat{u}_{\hat{x}\hat{x}} - \epsilon \hat{u}_{\hat{x}} + \hat{u}(\hat{r} - \hat{u}) & \text{for } 0 < \hat{x} < 1, \quad \hat{t} > 0, \\ \epsilon \hat{D} \hat{u}_{\hat{x}}(0, \hat{t}) - \hat{u}(0, \hat{t}) = b_u \hat{u}(0, \hat{t}), \quad \epsilon \hat{D} \hat{u}_{\hat{x}}(1, \hat{t}) - \hat{u}(1, \hat{t}) = -b_d \hat{u}(1, \hat{t}) & \text{for } \hat{t} > 0, \end{cases}$$

where $\hat{D} = D/q^2$ is the rescaled diffusion coefficient and $\hat{r}(\hat{x}) = r(x)$ denotes the rescaled growth profile on $[0, 1]$. After dropping “ $\hat{\cdot}$ ” for ease of notation, we finally obtain our dimensionless model system as

$$(5) \quad \begin{cases} u_t = \epsilon^2 Du_{xx} - \epsilon u_x + u(r - u) & \text{for } 0 < x < 1, \quad t > 0, \\ \epsilon Du_x(0, t) - u(0, t) = b_u u(0, t), \quad \epsilon Du_x(1, t) - u(1, t) = -b_d u(1, t) & \text{for } t > 0. \end{cases}$$

The dynamics of this model are completely determined by the linear stability of the trivial solution since the system is monotone [4]. If the zero solution is locally

asymptotically stable, then it is globally stable. If it is unstable, then there is a unique positive steady state, which is globally stable among nonnegative, nontrivial solutions. The nontrivial steady state solution $\tilde{u}(x)$ of (5) satisfies the equation

$$(6) \quad \begin{cases} \epsilon^2 D\tilde{u}_{xx} - \epsilon\tilde{u}_x + \tilde{u}(r - \tilde{u}) = 0 & \text{for } 0 < x < 1, \\ \epsilon D\tilde{u}_x(0) - \tilde{u}(0) = b_u\tilde{u}(0), \quad \epsilon D\tilde{u}_x(1) - \tilde{u}(1) = -b_d\tilde{u}(1). \end{cases}$$

In this paper, we study existence conditions for \tilde{u} and its spatial profile.

3. Main results. In this section, we explain and interpret our main results on the existence and spatial profile of the positive solution $\tilde{u}(x)$ of (6). We formulate all of our results in terms of the local upstream spreading speed, which, in the parametrization of (5) is given by

$$c(x) = \begin{cases} \epsilon(2\sqrt{r(x)D} - 1) & \text{when } r(x) \geq 0, \\ -\epsilon & \text{when } r(x) < 0. \end{cases}$$

Note that when $r < 0$, c is simply the transformed flow speed $-\epsilon$.

3.1. Persistence results. It is well known that the persistence of the single species governed by diffusive-logistic (5) is characterized by the principal eigenvalue λ_1 of

$$\begin{cases} \epsilon^2 D\phi_{xx} - \epsilon\phi_x + r\phi + \lambda_1\phi = 0 & \text{for } 0 < x < 1, \\ \epsilon D\phi_x(0) - \phi(0) = b_u\phi(0), \quad \epsilon D\phi_x(1) - \phi(1) = -b_d\phi(1). \end{cases}$$

Namely, if $\lambda_1 < 0$ then there exists a unique positive steady state of (5) which is also globally asymptotically stable among all nonnegative, nontrivial solutions, and if $\lambda_1 \geq 0$, then the zero solution is globally asymptotically stable. See, e.g., [4, p. 150] and also [3, 6, 12, 15]. The principal eigenvalue λ_1 is in general a nonlinear function of coefficients $\epsilon, D, r(x), b_u, b_d$.

We state below two practical persistence/extinction results that are uniform for all (small) values of ϵ which are relevant to our investigation.

THEOREM 3.1. *If $\max_{[0,1]} c > 0$, i.e., $\max_{[0,1]} r > \frac{1}{4D}$, then there exists $\epsilon_0 > 0$ such that for all $\epsilon \in (0, \epsilon_0)$ (and all $b_u, b_d \geq 0$), (6) has a unique positive solution \tilde{u} that is the globally asymptotically stable steady state for (5), among all nonnegative and not identically zero initial data.*

THEOREM 3.2. *If $\max_{[0,1]} c \leq 0$, i.e., $\max_{[0,1]} r \leq \frac{1}{4D}$, and if $b_d \geq \frac{1}{2}$, then for all $\epsilon > 0$, (6) has no positive solution, and the zero solution of (5) is globally asymptotically stable among all nonnegative and not identically zero initial data.*

Theorem 3.1 states that when the upstream spreading speed is positive somewhere, then a locally introduced population can spread in both directions and persist in the habitat. This result holds only when the habitat is sufficiently long so that potential boundary loss does not impact population survival. Specifically, we are not considering a minimal domain-size problem here.

As a complement to Theorem 3.1, Theorem 3.2 shows that the population cannot persist in any upstream portion of the river if its upstream invasion speed is nonpositive. This result arises only when there is some population loss at the downstream end of the habitat. For example, if both boundary conditions are no-flux conditions (i.e., $b_u = b_d = 0$), then the population will persist as long as some appropriate average of the growth rate is positive, i.e., $\int_0^1 r(x) \exp(x/(\epsilon D)) dx > 0$.

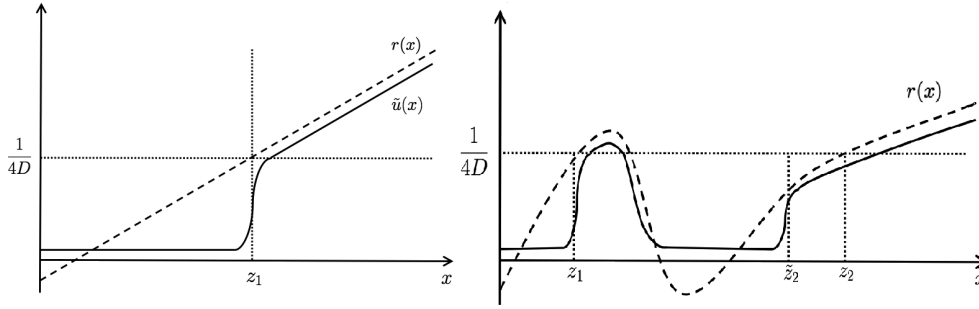


FIG. 1. *Left panel: illustration of Theorem 3.3. Right panel: illustration of Theorem 3.4.*

We refer the interested reader to previous work on population persistence [8, 17, 19]. We note that if no-flux boundary conditions are imposed at both ends (i.e., $b_u = b_d = 0$), and if $r(x) > 0$, then the population always persists, regardless of ϵ, D . In particular, the condition that $b_d \geq \frac{1}{2}$ is indispensable. A recent detailed study of the influence of upstream and downstream loss rates is given in [9].

In the rest of this section, we will focus on the Danckwerts boundary condition, which corresponds to no-flux upstream conditions ($b_u = 0$) and Neumann downstream conditions ($b_d = 1$). We note also that Neumann conditions only describe a no-flux scenario when there is no advection ($q = 0$).

3.2. Single internal transition layer. We define the upstream invasion limit as the furthest upstream location where the upstream invasion speed is positive, i.e.,

$$(7) \quad z_1 = \inf\{x \in (0, 1) : c(x) > 0\} = \inf\{x \in (0, 1) : r(x) > 1/4D\}.$$

We note that when $\max_{[0,1]} c > 0$, i.e., $\max_{[0,1]} r > \frac{1}{4D}$, then z_1 is well defined and $z_1 \in [0, 1]$. In addition, z_1 is uniquely defined even when $r(x)$ is constant in some intervals.

The following result shows, in the case of $z_1 > 0$, how the range of species can be characterized by the upstream invasion limit.

THEOREM 3.3. *Suppose that $\max_{[0,1]} c > 0$, $z_1 \in (0, 1)$, and that $r(x) > 0$ for $x > z_1$. Then, as $\epsilon \rightarrow 0$,*

$$\tilde{u} \rightarrow r(x)\mathbb{1}_{[z_1, 1]} \quad \text{locally uniformly in } [0, 1] \setminus \{z_1\},$$

where $\mathbb{1}_{[z_1, 1]}$ denotes the characteristic function of the interval $[z_1, 1]$.

The statement of Theorem 3.3 is illustrated in Figure 1. See also Figure 2 for a numerical example. When the upstream invasion limit z_1 is below the upstream end of the habitat, then, in a long river, the population will approach a spatial profile with a single internal transition layer from near zero density upstream of z_1 to carrying capacity downstream of z_1 .

3.3. Multiple internal transition layers. Theorem 3.3 requires $r > 0$ downstream of $z_1 = \inf\{x \in [0, 1] : r(x) > 1/(4D)\}$. When $r < 0$ for some intermediate region downstream of z_1 and $r(1) > 1/(4D)$, then there will be a second internal transition layer. The main question is the location of this second layer. To this end, we study a representative situation.

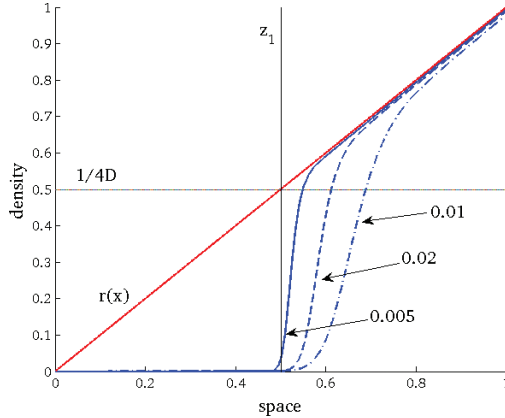


FIG. 2. Monotone increasing resource function $r(x)$ and steady state profile $\tilde{u}(x)$ for three values of $\epsilon = 0.02$ (dash-dot), $\epsilon = 0.01$ (dashed), and $\epsilon = 0.005$ (solid).

Suppose that there exists a partition $0 < x_1 < x_2 < x_3 < 1$ such that

$$(8) \quad r(x) < 0 \quad \text{in } [0, x_1) \cup (x_2, x_3) \quad \text{and} \quad r(x) > 0 \quad \text{in } (x_1, x_2) \cup (x_3, 1].$$

Naively, we would expect another internal transition layer located at the second invasion limit z_2 , given by

$$(9) \quad z_2 := \inf\{x \in (x_3, 1) : r(x) > 1/4D\}.$$

Our next theorem shows that while this situation can occur, more subtle effects may arise. In fact, the second transition layer may be located upstream of z_2 ; see Figure 3.

Specifically, we require the maximum upstream invasion speed to be positive in both patches $[x_1, x_2]$ and $[x_3, 1]$, i.e.,

$$\max_{[x_1, x_2]} c(x) > 0 \quad \text{and} \quad \max_{[x_3, 1]} c(x) > 0,$$

or equivalently,

$$(10) \quad \max_{[x_1, x_2]} r(x) > \frac{1}{4D} \quad \text{and} \quad \max_{[x_3, 1]} r(x) > \frac{1}{4D}.$$

When $c(x) < 0$ (i.e., $r(x) < 1/(4D)$), we can define the quantities

$$(11) \quad \alpha^\pm(x) := \frac{1 \pm \sqrt{1 - 4Dr(x)}}{2D}.$$

Note that α^+ is always positive whereas α^- has the same sign as $r(x)$.

It turns out that the sign of $\int_{x_2}^{z_2} \alpha^-(t) dt$ plays a critical role in determining the location of the second internal transition layer.

THEOREM 3.4. *Suppose $r(x)$ satisfies conditions (8) and (10).*

(a) *Assume that $\int_{x_2}^{z_2} \alpha^-(t) dt \leq 0$. Then as $\epsilon \rightarrow 0$,*

$$\tilde{u} \rightarrow r(x) \left[\mathbb{1}_{[z_1, x_2]} + \mathbb{1}_{[z_2, 1]} \right] \quad \text{locally uniformly in } [0, 1] \setminus \{z_1, z_2\},$$

where z_1 and z_2 are defined in (7) and (9), respectively.

TABLE 1

Distance between the transition layer and the upstream invasion limit for linearly increasing $r(x)$. We conjecture that $y_1 - z_1$ is of the order of ϵ , i.e., the actual location of the transition layer lies in an ϵ -neighborhood of z_1 .

ϵ	0.02	0.01	0.005
$y_1 - z_1$	0.139	0.0775	0.022

(b) Assume that $\int_{x_2}^{z_2} \alpha^-(t) dt > 0$. Then as $\epsilon \rightarrow 0$,

$$\tilde{u} \rightarrow r(x) [\mathbb{1}_{[z_1, x_2]} + \mathbb{1}_{[\tilde{z}_2, 1]}] \quad \text{locally uniformly in } [0, 1] \setminus \{z_1, \tilde{z}_2\},$$

where $\tilde{z}_2 \in (x_3, z_2)$ is uniquely determined by the relation $\int_{x_2}^{\tilde{z}_2} \alpha^-(t) dt = 0$.

The statement of this theorem is illustrated in Figures 1 and 3. The first transition layer is located at the upstream invasion limit z_1 as before. Downstream of the region, where $r < 0$, there is a second point, z_2 , where the upstream invasion speed is zero. If we only consider the region downstream of $r < 0$, then we would expect a transition layer at z_2 based on the same reasoning as the layer at z_1 . This reasoning is correct when the region $r < 0$ is large. However, if this region is small, then there will be immigration of individuals from the upstream patch $[z_1, x_2]$ to the downstream patch. This influx of individuals allows the population to establish further upstream of z_2 , more specifically, at \tilde{z}_2 .

4. Numerical results. In this section, we present some numerical results that complement and illustrate our analytical results from the previous section. We begin with the shape and location of a single transition layer in the case of a monotone, increasing resource function as in Theorem 3.3.

We choose the simple linear function $r(x) = x$ to represent how habitat quality is increasing downstream, and we fix a diffusion coefficient of $D = 1/2$. The condition $r(z_1) = 1/(4D)$ gives a theoretical upstream invasion limit of $z_1 = 1/2$. We illustrate the statement of Theorem 3.3 in Figure 2. We plot the resource function, $r(x)$, and the steady state solution, $\tilde{u}(x)$, for the three different values of ϵ . As ϵ decreases, the steady state profile becomes steeper and the transition layer “moves closer” to the theoretical value z_1 . We evaluated the latter distance by numerically calculating the value y_1 such that $\tilde{u}(y_1) = r(z_1)/2 = 1/2$. The results are summarized in Table 1.

To illustrate the case of multiple transition layers, we choose a resource function that has a (negative) local minimum at the upstream end and a (positive) local maximum at the downstream end, as well as a (positive) local maximum and (negative) minimum in the interior of the domain. We choose the function

$$\sin\left(3\pi x - \frac{\pi}{2}\right) + 0.8,$$

whose positive part is plotted as $r(x)$ in Figure 3. We denote by K the interval where r is negative in-between the two maxima. We then introduce a parameter $\nu > 0$ to modify the above function on K and thereby change the value of the integral of α^- ; see (11) and Theorem 3.4.

Specifically, we set

$$r(x) = \sin\left(3\pi x - \frac{\pi}{2}\right) + 0.8 - \nu \mathbb{1}_K,$$

and we fix parameters $\epsilon = 0.005$ and $D = 1/6$. By increasing ν we can decrease the value of $r(x)$ on K and thereby decrease the value of the integral $\int_{x_2}^{z_2} \alpha^-(x) dx$.

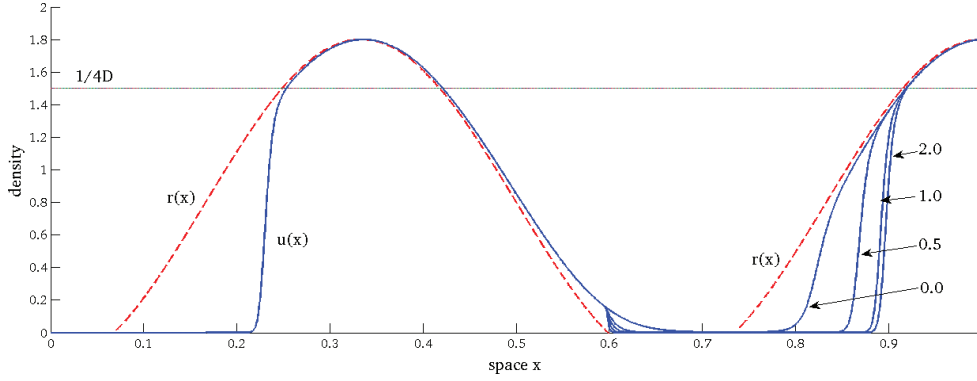


FIG. 3. An oscillating resource function, $r(x)$ (dashed) and the steady-state profile $\tilde{u}(x)$ for various values of $\nu = 0, 0.5, 1, 2$. Increasing ν changes $r(x)$ in the region where $r < 0$ between the two maxima. Fixed parameters are $\epsilon = 0.005$ and $D = 1/6$.

TABLE 2

Summary values for the first and second transition layers for different values of ν .

ν	0	0.5	1	2	5
$\int_{x_2}^{z_2} \alpha^-(x) dx$	0.1613	0.1003	0.046	-0.0488	-0.2726
$y_1 - z_1$	-0.017	-0.017	-0.017	-0.017	-0.017
$y_2 - z_2$	-0.076	-0.044	-0.0225	-0.0175	-0.01754

Accordingly, we find that the second (downstream) transition layer is upstream of the expected limit z_2 when ν is small but moves downstream to z_2 as ν increases; see Figure 3.

The two invasion limits are given by $z_1 = \frac{1}{6} + \frac{1}{3\pi} \sin^{-1}(0.7) \approx 0.249$ and $z_2 = \frac{5}{6} + \frac{1}{3\pi} \sin^{-1}(0.7) \approx 0.916$ as defined in (7) and (9). Furthermore, the left endpoint of K is $x_2 = \frac{1}{2} + \frac{1}{3\pi} \sin^{-1}(0.8) \approx 0.598$. The values of the integral

$$\int_{x_2}^{z_2} \alpha^-(x) dx = \int_{x_2}^{z_2} \frac{1 - \sqrt{1 - 4Dr(x)}}{2D} dx$$

are listed in Table 2.

We note that the integral $\int_{x_2}^{z_2} \alpha^-(x) dx$ is positive for $c = 0, 0.5, 1$, whereas it is negative for $c = 2, 5$. While the location of the first transition layer (as determined by the distance $y_1 - z_1$) is independent of ν , the second transition layer (as determined by the distance $y_2 - z_2$) moves downstream as ν increases. The locations y_i are calculated as $\tilde{u}(y_i) = 1/2$ and $\tilde{u}'(y_i) > 0$.

5. Preliminaries. We introduce the notion of weak upper (lower) solution, which will play an instrumental role for the rest of the paper. We refer to [5, Chap. 4] for the following definitions and results.

DEFINITION 5.1. *We say that $w \in H^1([0, 1])$ is a weak upper (resp., lower) solution to (6) if*

$$\int_0^1 [-(\epsilon^2 Dw_x - \epsilon w) \eta_x + w(r - w)\eta] dx - \epsilon (b_u w(0) + b_d w(1)) \leq 0 \quad (\text{resp., } \geq 0)$$

for any $\eta \in C^\infty([0, 1])$ such that $\eta \geq 0$ in $[0, 1]$.

If $b_u = b_d = \infty$, then we say that $w \in H^1([0, 1])$ is a weak upper (resp., lower) solution to (6) if $w(0), w(1) \geq 0$ (resp., ≤ 0), and that

$$\int_0^1 [-(\epsilon^2 Dw_x - \epsilon w) \eta_x + w(r - w)\eta] dx \leq 0 \quad (\text{resp., } \geq 0)$$

for any nonnegative test functions $\eta \in C_0^\infty([0, 1])$.

The next observation will be used frequently in this paper to construct weak upper and lower solutions.

LEMMA 5.2. *When $0 \leq b_u, b_d < +\infty$, a function w is a weak upper (resp., lower) solution to (6) if*

(i) $w \in C([0, 1])$;

and there exists a partition $0 = x_0 < x_1 < x_2 < \dots < x_{k-1} < x_k = 1$ such that for all $i = 0, \dots, k-1$,

(ii) $w = \min_{1 \leq j \leq i} \{w_{i,j}\}$, where $w_{i,j} \in C^2([x_i, x_{i+1}])$ and satisfies

$$Lw_{i,j} := \epsilon^2 D(w_{i,j})_{xx} - \epsilon(w_{i,j})_x + w_{i,j}(r - w_{i,j}) \leq 0 \quad (\text{resp., } \geq 0) \quad \text{in } (x_i, x_{i+1});$$

(iii) for all $i = 1, \dots, k-1$, $w_x(x_i-) \geq w_x(x_i+)$ (resp., \leq);

and at the boundary points $x = 0, 1$,

(iv) $\epsilon Dw_x(0) - w(0) \leq b_u w(0)$ (resp., \geq) and $\epsilon Dw_x(1) - w(1) \geq -b_d w(1)$ (resp., \leq).

Proof. The lemma can be verified in a straightforward manner, via integration by parts. We skip the details here. \square

THEOREM 5.3 (see [14]). *If \bar{w} and \underline{w} are, respectively, weak upper and lower solutions of (6), and $\underline{w} \leq \bar{w}$, then (6) has at least one solution u such that $\underline{w} \leq u \leq \bar{w}$. In particular, if $\underline{w} \geq 0, \neq 0$, then u is a positive solution of (6).*

We refer to [5, Theorem 4.15] for the proof of Theorem 5.3.

THEOREM 5.4. *Let D, r_0 be given positive numbers.*

(a) *If $4Dr_0 \leq 1$, then there exists a unique positive solution w_{D,r_0} to*

$$\begin{cases} Dw_{yy} - w_y + (r_0 - w)w = 0 & \text{in } (-\infty, +\infty), \\ w(-\infty) = 0, \quad w(0) = r_0/2, \quad w(+\infty) = r_0. \end{cases}$$

Moreover, $w_y > 0$, $w_y/w \nearrow \alpha^-$ as $y \rightarrow -\infty$, where $\alpha^- = \frac{1 - \sqrt{1 - 4Dr_0}}{2D}$. And if $4Dr_0 < 1$, then $w(y) \sim \exp(\alpha^- y)$ as $y \rightarrow -\infty$.

(b) *If $4Dr_0 > 1$, then there exists a unique positive solution w_{D,r_0} to*

$$\begin{cases} Dw_{yy} - w_y + (r_0 - w)w = 0 & \text{in } (0, +\infty), \\ w(0) = 0, \quad w(+\infty) = r_0. \end{cases}$$

Moreover, $w_y > 0$.

The proof of Theorem 5.4 is based on standard phase plane analysis. We refer to [22] for the proof of (a) and [2] for the proof of (b).

6. Proofs.

6.1. Proof of persistence results. The following results hold true for diffusive logistic equations of indefinite weight, see [4, p. 150] and also [3, 6, 12, 15].

LEMMA 6.1.

- (a) *If (5) has a positive steady state \tilde{u} , then it is globally asymptotically stable among all nonnegative, nontrivial solutions.*
- (b) *If (5) has no positive steady state, then the trivial solution is globally asymptotically stable among all nonnegative solutions.*

Proof of Theorem 3.2. By Lemma 6.1, it suffices to show that (6) has no positive solution. Suppose to the contrary that (6) has a positive solution \tilde{u} .

By the assumption $r \leq 1/(4D)$, $b_u \geq 0$, and $b_d \geq 1/2$, it is easy to see that for any positive constant $M > 0$, $\bar{w} := Me^{x/(2\epsilon D)} \in C^\infty([0, 1])$ is an upper solution of (6), i.e., \bar{w} satisfies

$$(12) \quad \begin{cases} \epsilon^2 D\bar{w}_{xx} - \epsilon\bar{w}_x + (r - \bar{w})\bar{w} < 0 & \text{in } [0, 1], \\ -\epsilon D\bar{w}_x(0) + \bar{w}(0) \geq -b_u\bar{w}(0), & \epsilon D\bar{w}_x(1) - \bar{w}(1) \geq -b_d\bar{w}(1). \end{cases}$$

Next, let $M_0 = \inf\{M > 0 : \tilde{u}(x) \leq Me^{x/(2\epsilon D)} \text{ for all } x \in [0, 1]\}$, and define $z := M_0e^{x/2\epsilon D} - \tilde{u}$. Then it can be verified that z satisfies

$$(13) \quad \begin{cases} \epsilon^2 Dz_{xx} - \epsilon z_x + (r - \tilde{u} - M_0e^{x/(2\epsilon D)})z < 0 & \text{in } [0, 1], \\ -\epsilon Dz_x(0) + z(0) \geq -b_uz(0), & \text{and } \epsilon Dz_x(1) - z(1) \geq -b_dz(1). \end{cases}$$

Moreover, by the definition of M_0 ,

$$(14) \quad z \geq 0 \quad \text{in } [0, 1], \quad \text{and} \quad z(x_0) = 0 \quad \text{for some } x_0 \in [0, 1].$$

We consider the following cases separately: (i) $b_u = b_d = +\infty$, (ii) $b_u < +\infty = b_d$, (iii) $b_d < +\infty = b_u$, (iv) $b_u, b_d < +\infty$.

Case (i): Then $z(0)$ and $z(1)$ are positive and $x_0 \in (0, 1)$, but then by (14), we deduce that $z(x_0) = z_x(x_0) = 0$ and $z_{xx}(x_0) \geq 0$, which contradicts (13).

Case (ii): Then $z(1) > 0$. By the arguments in Case (i), the minimum value cannot be attained in $(0, 1)$, hence we deduce that $x_0 = 0$, i.e., $z(0) = 0$. Then (14) implies that $z_x(0) \geq 0$. But then the boundary condition in (13) implies that $z_x(0) \leq (1 + b_u)z(0) = 0$. Hence $z_x(0) = 0$. By (13), we deduce that $z_{xx}(0) < 0$, and hence $z(x) < 0$ for all $0 < x \ll 1$. This is a contradiction to the nonnegativity of z .

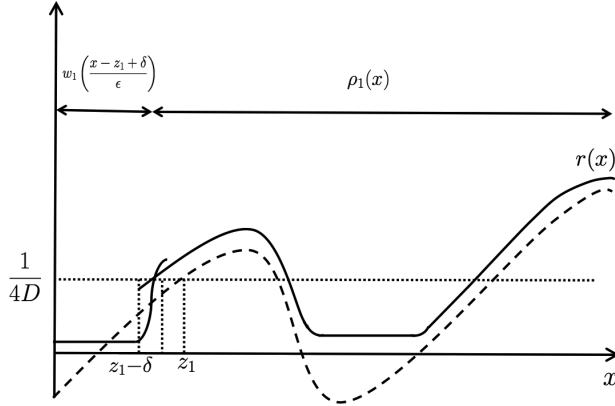
Cases (iii) and (iv) can be handled similarly.

Therefore, (6) has no positive solution. We thus conclude by Lemma 6.1 that the zero solution is globally asymptotically stable among all nonnegative initial data. \square

Proof of Theorem 3.1. By Lemma 6.1, it is enough to show that (6) has a positive solution. In view of Theorem 5.3, and the fact that $\bar{u} = Me^{x/(\epsilon D)}$ is an upper solution for all large $M > 0$, it suffices to construct a nontrivial, nonnegative weak lower solution. (See, e.g., [4, Theorem 1.24].) Since $\max_{[0, 1]} r > \frac{1}{4D}$, there exist positive constants r_0 and δ , and $x_0 \in (0, 1 - 3\delta)$ such that $r_0 > \frac{1}{4D}$, and $r(x) > r_0$ in $[x_0, x_0 + \delta] \subset [0, 1]$.

Define

$$w(x) := \rho \left(\frac{x - x_0}{\epsilon} \right),$$


 FIG. 4. Lemma 6.2: construction of weak upper solution \bar{u}_1 .

where

$$\rho(s) = \begin{cases} \exp\left(\frac{s}{2D}\right) \sin\left(\frac{\sqrt{4r_0D-1}}{2D}s\right) & \text{for } 0 < s < \frac{2\pi D}{\sqrt{4r_0D-1}}, \\ 0 & \text{otherwise.} \end{cases}$$

Then, since ρ satisfies $D\rho_{ss} - \rho_s + r_0\rho = 0$, one can easily verify that ηw is a weak upper solution of (6), provided $[x_0, x_0 + \epsilon \frac{2\pi D}{\sqrt{4r_0D-1}}] \subset [x_0, x_0 + \delta]$, i.e., $\epsilon < \delta / \frac{2\pi D}{\sqrt{4r_0D-1}}$ and η is a sufficiently small positive constant. \square

6.2. Proof of Theorem 3.3.

LEMMA 6.2. Suppose $r(0) < \frac{1}{4D} < \max_{[0,1]} r$, then for all δ small, there is a weak upper solution \bar{u}_1 such that

- (i) $\bar{u}_1 \leq \max\{r(x), 0\} + \delta$,
- (ii) $\bar{u}_1 = \delta$ and $(\bar{u}_1)_x = 0$ in $\{x \in [z_1, 1] : r(x) \leq 0\}$,
- (iii) $\bar{u}_1 \leq \delta$ in $[0, z_1 - \delta]$, where $z_1 = \inf\{x \in [0, 1] : r(x) \geq 1/(4D)\}$.

Here and throughout this article we denote $z_1 = \inf\{x \in [0, 1] : r(x) > 1/(4D)\}$.

Proof of Lemma 6.2. Fix $\delta > 0$. Define

$$w_1(x) = r(z_1 - \delta) \exp\left(\frac{x - z_1 + \delta}{2\epsilon D}\right).$$

Then take any smooth function ρ_1 such that $(\rho_1)_x(1) = 0$, and

$$(15) \quad \max\{r(x), 0\} < \rho_1 \leq \max\{r(x), 0\} + \delta \quad \text{in } [0, 1],$$

$\rho_{1,x}(1) = 0$, and

$$(16) \quad \rho_1 \equiv \delta \quad \text{and} \quad \rho_{1,x} \equiv 0 \quad \text{when } r(x) \leq 0.$$

Then define (see Figure 4)

$$\bar{u}_1 := \begin{cases} w_1(x) & \text{in } [0, z_1 - \delta], \\ \min\{w_1(x), \rho_1\} & \text{in } [z_1 - \delta, z_1 - \delta/2], \\ \rho_1 & \text{in } (z_1 - \delta/2, 1]. \end{cases}$$

We claim that \bar{u}_1 is a weak upper solution of (6). First, we verify the continuity of \bar{u}_1 , which follows from the fact that at $x = z_1 - \delta$, by the definition of w_1 ,

$$w_1(z_1 - \delta) = r(z_1 - \delta) < \rho_1(z_1 - \delta),$$

which implies that, in a neighborhood of $x = z_1 - \delta$, $\bar{u}_1 \equiv w_1$ is smooth. On the other hand, at $x = z_1 - \delta/2$, one can deduce by (15) that for all ϵ small,

$$w_1(z_1 - \delta/2) = r(z_1 - \delta) \exp\left(\frac{\delta}{2\epsilon D}\right) > \max\{r(z_1 - \delta/2), 0\} + \delta > \rho_1(z_1 - \delta/2).$$

This implies that, in a neighborhood of $x = z_1 - \delta/2$, $\bar{u}_1 \equiv \rho_1$ is smooth. Hence \bar{u}_1 is continuous.

Second, we check that \bar{u}_1 satisfies the required differential inequality,

$$L[\bar{u}_1] := \epsilon^2 D(\bar{u}_1)_{xx} - \epsilon(\bar{u}_1)_x + \bar{u}_1(r - \bar{u}_1) \leq 0,$$

whenever it is smooth. This follows from the fact that in $[0, z_1 - \delta/2]$, $r(x) \leq 1/(4D)$ and

$$L[w_1] = w_1 \left(\frac{1}{4D} - \frac{1}{2D} + r - w_1 \right) < 0.$$

And that in $[z_1 - \delta/2, 1]$, for all ϵ sufficiently small,

$$L[\rho_1] \leq \epsilon(1 + \epsilon D) \|\rho_1\|_{C^2} - \left(\inf_{[z_1 - \delta/2, 1]} \rho_1 \right) \left(\inf_{[z_1 - \delta/2, 1]} (\rho_1 - r) \right) < 0.$$

Finally, we check the boundary conditions.

$$[-\epsilon D(\bar{u}_1)_x + \bar{u}_1]_{x=0} = [-\epsilon D(w_1)_x + w_1]_{x=0} = w_1 \left[-\epsilon D \frac{1}{2\epsilon D} + 1 \right] > 0,$$

and $(\bar{u}_1)_x(1) = (\rho_1)_x(1) = 0$ by definition of ρ_1 . This completes the proof. \square

LEMMA 6.3. *Suppose $\max_{[0,1]} r > \frac{1}{4D}$, and there exists $x_1 \in (0, 1)$ such that*

$$r \leq 0 \quad \text{in } [0, x_1], \quad \text{and} \quad r > 0 \quad \text{in } (x_1, 1].$$

Then for each $\delta_0 > 0$, for ϵ sufficiently small, there is a weak lower solution \underline{u}_1 such that

$$\underline{u}_1 = \begin{cases} 0 & \text{in } [0, z_1], \\ r(x) - \delta_0 \leq \underline{u}_1 \leq r(x) & \text{in } [z_1 + \delta_0, 1]. \end{cases}$$

LEMMA 6.4. *Suppose $0 < x_1 < x_2 < 1$ satisfies*

$$r(x_1) = r(x_2) = 0 \quad \text{and} \quad r > 0 \quad \text{in } (x_1, x_2).$$

Assume $\frac{1}{4D} \in (0, \max_{[x_1, x_2]} r)$. Then for each $\delta_0 > 0$, if ϵ is sufficiently small, there is a weak lower solution \underline{u}_1 such that

$$\underline{u}_1 = \begin{cases} 0 & \text{in } [0, z_1], \\ r(x) - \delta_0 \leq \underline{u}_1 \leq r(x) & \text{in } [z_1 + \delta_0, x_2 - 3\delta_0), \\ \epsilon & \text{at } x = x_2, \\ 0 & \text{in } [x_2 + 2\delta_0, 1], \end{cases}$$

where $z_1 = \inf\{x \in (x_1, x_2) : r(x) > 1/(4D)\}$.

Note that Theorem 3.3 follows directly from Lemmas 6.2 and 6.3. We will prove Lemma 6.3, and indicate the modifications to get Lemma 6.4. The latter result plays an important role in the construction of the second transition layer.

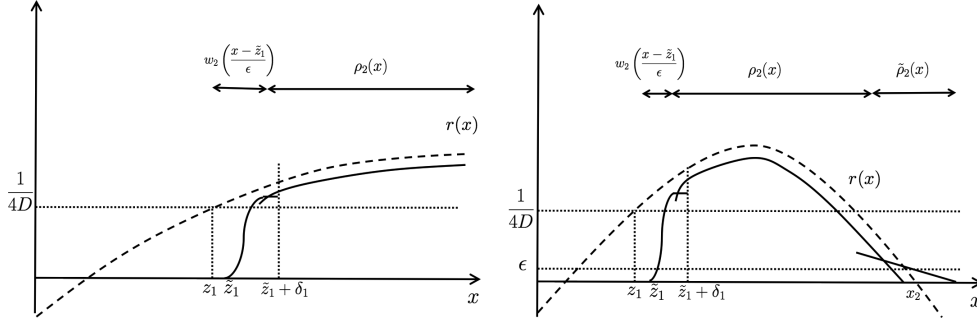


FIG. 5. *Left panel: Lemma 6.3: construction of weak lower solution \underline{u}_1 . Right panel: Lemma 6.4: construction of weak lower solution \underline{u}_1 .*

Proof of Lemma 6.3. Let $\delta_0 > 0$ be given. By the definition of

$$z_1 = \inf\{x \in [0, 1] : r(x) > 1/(4D)\},$$

we may choose $\tilde{z}_1 \in (z_1, z_1 + \delta_0/2)$ such that $r(\tilde{z}_1) > 1/(4D)$. Given any $0 < \delta < \min\{\delta_0/2, r(\tilde{z}_1) - 1/(4D)\}$, there exists $\delta_1 = \delta_1(\delta) \in (0, \delta_0/2)$ such that

$$(17) \quad |r(x) - r(y)| < \frac{\delta}{2} \quad \text{for any } x, y \in [0, 1] \text{ such that } |x - y| < \delta_1.$$

Next, let w_2 be the unique positive solution to

$$\begin{cases} Dw_{yy} - w_y + (r(\tilde{z}_1) - \delta/2 - w)w = 0 & \text{in } (0, +\infty), \\ w(0) = 0, \quad w(+\infty) = r(\tilde{z}_1) - \delta/2, \end{cases}$$

which exists since $4D(r(\tilde{z}_1) - \delta/2) > 1$ (Theorem 5.4). Next, choose

$$\rho_2 \in C^\infty([\tilde{z}_1 + \delta_1/2, 1])$$

such that

$$(18) \quad \begin{cases} r(x) - \delta < \rho_2(x) < r(x) & \text{in } [\tilde{z}_1 + \delta_1/2, 1], \quad (\rho_2)_x(1) = 0, \\ \rho_2(\tilde{z}_1 + \delta_1/2) < r(\tilde{z}_1) - \delta/2, \quad \rho_2(\tilde{z}_1 + \delta_1) > r(\tilde{z}_1) - \delta/2, \end{cases}$$

which is possible, as $r(\tilde{z}_1 + \delta_1/2) - \delta < r(\tilde{z}_1) - \delta/2 < r(\tilde{z}_1 + \delta_1)$ by (17). Finally, we define (see left panel of Figure 5)

$$\underline{u}_1 := \begin{cases} 0 & \text{in } [0, \tilde{z}_1), \\ w_2\left(\frac{x - \tilde{z}_1}{\epsilon}\right) & \text{in } [\tilde{z}_1, \tilde{z}_1 + \delta_1/2), \\ \max\left\{w_2\left(\frac{x - \tilde{z}_1}{\epsilon}\right), \rho_2(x)\right\} & \text{in } [\tilde{z}_1 + \delta_1/2, \tilde{z}_1 + \delta_1), \\ \rho_2(x) & \text{in } [\tilde{z}_1 + \delta_1, 1]. \end{cases}$$

It remains to check, for ϵ sufficiently small, that \underline{u}_1 is a weak lower solution of (6). First, we check that \underline{u}_1 is continuous at $x = \tilde{z}_1, \tilde{z}_1 + \delta_1/2, \tilde{z}_1 + \delta_1$. This follows from

$$\underline{u}_1(\tilde{z}_1+) = w_2(0) = 0 = \underline{u}_1(\tilde{z}_1-)$$

and that when $x = \tilde{z}_1 + \delta_1/2$, (and ϵ small), by (18),

$$w_2\left(\frac{x - \tilde{z}_1}{\epsilon}\right)\Big|_{x=\tilde{z}_1+\delta_1/2} \approx r(\tilde{z}_1) - \delta/2 > \rho_2(\tilde{z}_1 + \delta_1/2)$$

which implies that $\underline{u}_1 \equiv w_2$ is smooth in a neighborhood of $\tilde{z}_1 + \delta_1/2$; and that when $x = \tilde{z}_1 + \delta_1$, by (18),

$$w_2 \left(\frac{x - \tilde{z}_1}{\epsilon} \right) \Big|_{x=\tilde{z}_1+\delta_1} \approx r(\tilde{z}_1) - \delta/2 < \rho_2(\tilde{z}_1 + \delta_1)$$

which implies that, in a neighborhood of $\tilde{z}_1 + \delta_1$, $\underline{u}_1 \equiv \rho_2$ is smooth.

Second, we check that at $x = \tilde{z}_1, \tilde{z}_1 + \delta_1/2, \tilde{z}_1 + \delta_1$, $(\underline{u}_1)_x$ satisfies $(\underline{u}_1)_x(x-) \leq (\underline{u}_1)_x(x+)$. This is clearly satisfied when $\tilde{x} = \tilde{z}_1$, and also at $x = \tilde{z}_1 + \delta_1/2, \tilde{z}_1 + \delta_1$ since \underline{u}_1 is smooth near those points.

Finally, we check that \underline{u}_1 satisfies the required differential inequality $L[\underline{u}_1] \geq 0$ whenever it is smooth. Now, in $(\tilde{z}_1, \tilde{z}_1 + \delta_1)$, $r(x) > r(\tilde{z}_1) - \delta/2$ (from (17)) and

$$L \left[w_2 \left(\frac{x - \tilde{z}_1}{\epsilon} \right) \right] \geq Dw_{2,yy} - w_{2,y} + w_2(r(\tilde{z}_1) - \delta/2 - w_2) = 0,$$

whereas in $[\tilde{z}_1 + \delta_1/2, 1]$,

$$L[\rho_2] \geq -\epsilon(1+D)\|\rho_2\|_{C^2} + \left(\inf_{[\tilde{z}_1+\delta_1/2,1]} \rho_2 \right) \left(\inf_{[\tilde{z}_1+\delta_1/2,1]} (r - \rho_2) \right) > 0$$

for all ϵ sufficiently small. This completes the proof of Lemma 6.3. \square

Next, we indicate the modifications to show Lemma 6.4.

Proof of Lemma 6.4. We first modify ρ_2 to satisfy, in addition to (18),

$$(19) \quad \rho_2 = \begin{cases} \frac{1}{2\delta} (\inf_{[x_2-2\delta, x_2-\delta]} r) (x_2 - \delta - x) & \text{in } [x_2 - 2\delta, x_2 - \delta], \\ 0 & \text{in } (x_2 - \delta, 1], \end{cases}$$

and let

$$(20) \quad \tilde{\rho}_2 = \epsilon \left[2 \frac{x - x_2}{(x_2 - 2\delta) - x_2} + \frac{x - (x_2 - 2\delta)}{x_2 - (x_2 - 2\delta)} \right] = \epsilon \frac{x_2 + 2\delta - x}{2\delta}.$$

Then it can be easily seen that, for $\epsilon > 0$ sufficiently small (see right panel of Figure 5),

$$\underline{u}_1 := \begin{cases} 0 & \text{in } [0, \tilde{z}_1) \cup [x_2 + 2\delta, 1], \\ w_2 \left(\frac{x - \tilde{z}_1}{\epsilon} \right) & \text{in } [\tilde{z}_1, \tilde{z}_1 + \delta_1/2), \\ \max \left\{ w_2 \left(\frac{x - \tilde{z}_1}{\epsilon} \right), \rho_2(x) \right\} & \text{in } [\tilde{z}_1 + \delta_1/2, \tilde{z}_1 + \delta_1), \\ \rho_2(x) & \text{in } [\tilde{z}_1 + \delta_1, x_2 - 2\delta), \\ \max \left\{ \rho_2(x), \tilde{\rho}_2(x) \right\} & \text{in } [x_2 - 2\delta, x_2 - \delta), \\ \tilde{\rho}_2(x) & \text{in } [x_2 - \delta, x_2 + 2\delta) \end{cases}$$

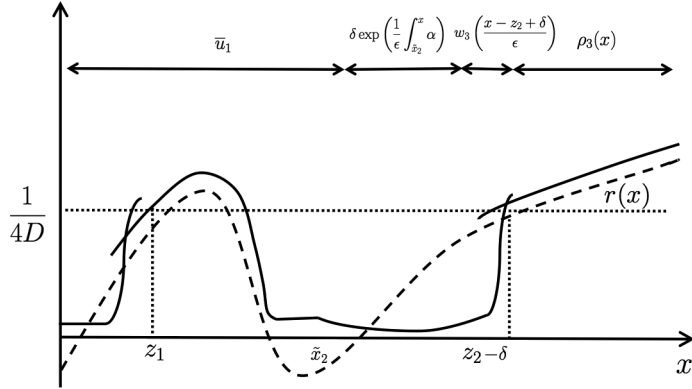
is a weak lower solution. The boundary inequalities are satisfied, as $\underline{u}_1 \equiv 0$ near to the boundary points. The continuity of \underline{u}_1 follows from previous arguments, and the fact that

$$\begin{cases} \rho_2(x_2 - 2\delta) = \frac{1}{2} \inf_{[x_2-2\delta, x_2-\delta]} r > 2\epsilon = \tilde{\rho}_2(x_2 - 2\delta), \\ \rho_2(x_2 - \delta) = 0 < \tilde{\rho}_2(x_2 - \delta), \end{cases}$$

so that \underline{u}_1 is smooth near $x = \tilde{z}_1 + \delta_1/2, \tilde{z}_1 + \delta_1, x_2 - 2\delta, x_2 - \delta$. It remains to check the differential inequalities for ρ_2 and $\tilde{\rho}_2$. The differential inequality $L[\rho_2] \geq 0$ in $[\tilde{z}_1 + \delta_1/2, x_2 - 2\delta]$ can be verified as in the proof of Lemma 6.3. In $[x_2 - 2\delta, x_2 - \delta]$, ρ_2 is linear and satisfies $\rho_2(r - \rho_2) \geq 0$, so $L[\rho_2] \geq -\epsilon \left(\frac{1}{2\delta} \inf_{[x_2-2\delta, x_2-\delta]} r \right) > 0$. Also, in $[x_2 - 2\delta, x_2 + 2\delta]$, $0 \leq \tilde{\rho}_2 \leq 2\epsilon$ and

$$L[\tilde{\rho}_2] \geq -\epsilon \tilde{\rho}_{2,x} - (\tilde{\rho}_2)^2 \geq -\epsilon \left(-\frac{\epsilon}{2\delta} \right) - (2\epsilon)^2 > 0$$

independent of all small ϵ , since δ is a small and fixed constant. \square


 FIG. 6. Construction of upper solution \bar{u} in the proof of Theorem 3.4(a).

6.3. Proof of Theorem 3.4(a).

Proof of Theorem 3.4(a). Let α^- be given by (11) for $x \in (x_2, z_2)$. By choosing δ smaller, we may assume without loss that $r(x) > \delta$ for all $x \in [z_2 - 2\delta, z_2]$.

CLAIM 6.5. *There exists a smooth function α such that*

- (i) $\alpha^- < \alpha < \alpha^+$ in $[x_2, z_2]$;
- (ii) *there exists $\tilde{x}_2 \in (x_2, x_3)$ such that $\alpha(\tilde{x}_2) < 0$ and $\int_{\tilde{x}_2}^{z_2 - \delta} \alpha = 0$, and α change sign exactly once, from negative to positive, in $[\tilde{x}_2, z_2 - \delta]$;*
- (iii) $\alpha(z_2 - \delta) > \alpha^-(z_2) = \frac{1}{2D}$.

To see the claim, observe that $\alpha^- < 0$ in (x_2, x_3) and $\alpha^- > 0$ in (x_3, z_2) . Therefore for $\delta > 0$ small

$$\int_{x_2}^{z_2 - \delta} \alpha^- < \int_{x_2}^{z_2} \alpha^- \leq 0.$$

Therefore, we may choose a function α satisfying (i) and (iii) such that $\int_{x_2}^{z_2 - \delta} \alpha < 0$ and that it changes sign exactly twice, i.e.,

$$(21) \quad \alpha > 0 \quad \text{in } [x_2, x'] \cup (x'', z_2 - \delta], \quad \text{and} \quad \alpha < 0 \quad \text{in } (x', x'')$$

for some $x', x'' \in (x_2, x_3)$ such that $x_2 < x' < x'' < x_3 < z_2$. Finally, (21) implies (ii) with some $\tilde{x}_2 \in (x', x'')$. We then define (see Figure 6)

$$\bar{u} := \begin{cases} \bar{u}_1 & \text{in } [0, \tilde{x}_2), \\ \delta \exp\left(\frac{1}{\epsilon} \int_{\tilde{x}_2}^x \alpha\right) & \text{in } (\tilde{x}_2, z_2 - \delta), \\ \min\{w_3(x), \rho_3\} & \text{in } [z_2 - \delta, z_2 - \delta/2), \\ \rho_3 & \text{in } [z_2 - \delta/2, 1], \end{cases}$$

where \bar{u}_1 is given by Lemma 6.2, so that

$$(22) \quad \bar{u}_1(\tilde{x}_2) = \delta \quad \text{and} \quad (\bar{u}_1)_x(\tilde{x}_2) = 0.$$

We also choose the smooth function ρ_3 such that $r < \rho_3 < r + \delta$ in $[z_2 - \delta, 1]$, $\rho_3(z_2 - \delta/2) < r(z_2) = \frac{1}{4D}$, and $\rho_{3,x}(1) = 0$. Also, w_3 is given by

$$w_3(x) = \delta \exp\left(\frac{x - z_2 + \delta}{2\epsilon D}\right).$$

Now, we proceed to show that \bar{u} is a weak upper solution of (6). First, we check the continuity. The continuity at $x = \tilde{x}_2$ follows since

$$\bar{u}_1(\tilde{x}_2) = \delta = \delta \exp\left(\frac{1}{\epsilon} \int_{\tilde{x}_2}^x \alpha\right)\Big|_{x=\tilde{x}_2}$$

by Lemma 6.2(ii). At $x = z_2 - \delta$, by Claim 6.5(ii), $\bar{u}((z_2 - \delta)-) = \delta \exp(\frac{1}{\epsilon} \int_{\tilde{x}_2}^{z_2 - \delta} \alpha) = \delta$, while $w_3(z_2 - \delta) = \delta < r(z_2 - \delta) < \rho(z_2 - \delta)$, which implies that $\bar{u}((z_2 - \delta)+) = \delta$ as well. At $x = z_2 - \delta/2$,

$$w_3(z_2 - \delta/2) = \delta \exp\left(\frac{\delta}{4\epsilon D}\right) > \rho(z_2 - \delta/2)$$

for all ϵ small. Hence $\bar{u} \equiv \rho_3$ near $z_2 - \delta/2$.

Next, we check that discontinuities of \bar{u}_x at $x = \tilde{x}_2, z_2 - \delta, z_2 - \delta/2$ are consistent with the definition of weak upper solutions. At \tilde{x}_2 , $\bar{u}_x(\tilde{x}_2-) = 0 > \frac{\delta}{\epsilon} \alpha(\tilde{x}_2) = \bar{u}_x(\tilde{x}_2+)$ by (22) and Claim 6.5(ii). At $x = z_2 - \delta$,

$$\bar{u}_x((z_2 - \delta)-) = \frac{\delta}{\epsilon} \alpha(z_2 - \delta) > \frac{\delta}{\epsilon} \frac{1}{2D} = (w_3)_x(z_2 - \delta) = \bar{u}_x((z_2 - \delta)+)$$

by Claim 6.5(iii). Hence $\bar{u}_x((z_2 - \delta)-) > \bar{u}_x((z_2 - \delta)+)$. Also, $\bar{u} \equiv \rho_3$ is smooth near $z_2 - \delta/2$.

Next, we check the differential inequality. By Lemma 6.2, $L[\bar{u}_1] \leq 0$. Let $\tilde{w} = \delta \exp(\frac{1}{\epsilon} \int_{\tilde{x}_2}^x \alpha)$, then, for $x \in [\tilde{x}_2, z_2 - \delta]$,

$$\begin{aligned} L[\tilde{w}] &\leq \epsilon^2 D \tilde{w}_{xx} - \epsilon \tilde{w}_x + r \tilde{w} \\ &= \tilde{w} [D\alpha^2 + \epsilon D\alpha_x - \alpha + r] \\ &\leq \tilde{w} \left[\sup_{[\tilde{x}_2, z_2 - \delta]} (D\alpha^2 - \alpha - r\alpha) + D\epsilon \|\alpha\|_{C^1} \right] < 0 \end{aligned}$$

for all ϵ sufficiently small, where the last inequality holds since $\alpha^- < \alpha < \alpha^+$ on a compact interval $[\tilde{x}_2, z_2 - \delta]$, whence $\sup_{[\tilde{x}_2, z_2 - \delta]} (D\alpha^2 - \alpha - r) < 0$. Also, in $[z_2 - \delta_1, z_2 - \delta_1/2]$, $r(x) \leq 1/(4D)$ and

$$L[w_3] = w_3 \left(\frac{1}{4D} - \frac{1}{2D} + r - w_3 \right) \leq 0.$$

Also, $L[\rho_3] \leq 0$ for all ϵ sufficiently small as before.

Finally, the boundary conditions are satisfied since $\bar{u} \equiv \bar{u}_1$ in a neighborhood of 0, and $\bar{u}_x(1) = \rho_{3,x}(1) = 0$. Hence \bar{u} is a weak upper solution.

Next, we construct the weak lower solution. To this end, we take the lower solution \underline{u}_1 supported within (x_1, x_2) which was constructed in Lemma 6.4, and construct a lower solution \underline{u}_2 analogously to Lemma 6.3, supported within $(z_2, 1]$. Finally, define

$$\underline{u} = \begin{cases} \underline{u}_1 & \text{in } [0, x_2), \\ 0 & \text{in } [x_2, z_2 + \delta), \\ \underline{u}_2 & \text{in } [z_2 + \delta, 1]. \end{cases}$$

Then \underline{u} clearly satisfies (i)–(iv) of Lemma 5.2. Hence \underline{u} qualifies as a weak lower solution. The pair of weak upper and lower solutions given by \bar{u} and \underline{u} proves that (6) has a positive solution \tilde{u} with the asserted profile. By uniqueness of positive solution \tilde{u} , Theorem 3.4(a) is proved. \square

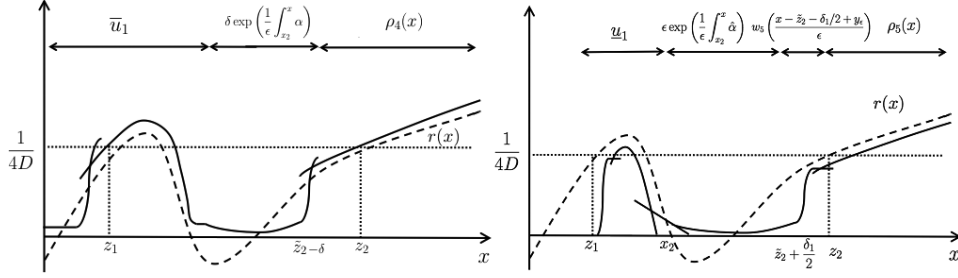


FIG. 7. Left panel: construction of upper solution in the proof of Theorem 3.4(b). Right panel: construction of lower solution in the proof of Theorem 3.4(b).

6.4. Proof of Theorem 3.4(b).

Proof of Theorem 3.4(b). Fix $\delta > 0$, and let δ_1 be given by the uniform continuity of r as in (17). Suppose $\int_{x_2}^{z_2} \alpha^- > 0$. By the fact that α^- changes sign exactly once from negative to positive in (x_2, z_2) , there exists a unique number $\tilde{z}_2 \in (x_3, z_2)$ such that $\int_{x_2}^{\tilde{z}_2} \alpha^- = 0$. Let $\alpha : [x_2 + \delta_1, z_2]$ be a smooth function that changes sign only once from negative to positive,

$$(23) \quad \alpha^- < \alpha < \alpha^+ \quad \text{for } [x_2 + \delta_1, \tilde{z}_2 - \delta_1], \quad \int_{x_2 + \delta_1}^{\tilde{z}_2 - \delta_1} \alpha = 0,$$

and

$$(24) \quad \alpha(x_2 + \delta_1) < 0, \quad \alpha(\tilde{z}_2 - \delta_1) > 0.$$

We claim that this is possible for δ_1 small (and still satisfy (17)). To see the claim, let $g(t) = \int_{x_2 + t}^{\tilde{z}_2 - t} \alpha^-$, then $g(0) = 0$ and

$$g'(0) = -\alpha^-(\tilde{z}_2) - \alpha^-(x_2) = -\alpha^-(\tilde{z}_2) < 0.$$

So $\int_{x_2 + \delta_1}^{\tilde{z}_2 - \delta_1} \alpha^- < 0$ for all $\delta_1 > 0$ small. And we may choose a function α that approximates α^- such that it changes sign exactly once from negative to positive, and that (23) and (24) hold.

Choose a smooth function ρ_4 defined on $[\tilde{z}_2 - \delta_1, 1]$ such that $r(x) < \rho_4(x) < r(x) + \delta$, $\rho_{4,x}(1) = 0$. We also define

$$\tilde{w} = \delta \exp\left(\frac{1}{\epsilon} \int_{x_2 + \delta_1}^x \alpha\right),$$

and define our weak upper solution by (see left panel of Figure 7)

$$\bar{u} := \begin{cases} \bar{u}_1 & \text{in } [0, x_2 + \delta_1), \\ \min\{\bar{u}_1, \tilde{w}\} & \text{in } [x_2 + \delta_1, \tilde{z}_2 - \delta_1), \\ \min\{\tilde{w}, \rho_4\} & \text{in } [\tilde{z}_2 - \delta_1, \tilde{z}_2 - \delta_1/2), \\ \rho_4 & \text{in } [\tilde{z}_2 - \delta_1/2, 1], \end{cases}$$

where $\bar{u}_1(x_2 + \delta_1) = \delta$ and $(\bar{u}_1)_x(x_2 + \delta_1) = 0$. The continuity of \bar{u} at $x = x_2 + \delta_1, \tilde{z}_2 - \delta_1, \tilde{z}_2 - \delta_1/2$ follows from (i) $\bar{u}_1(x_2 + \delta_1) = \delta = \tilde{w}(x_2 + \delta_1)$; (ii) at $\tilde{z}_2 - \delta_1$,

$\bar{u}_1(\tilde{z}_2 - \delta_1) = \delta = \tilde{w}(\tilde{z}_2 - \delta_1)$, and $(\bar{u}_1)_x(\tilde{z}_2 - \delta_1) = 0 < \alpha(\tilde{z}_2 - \delta_1) = \tilde{w}_x(\tilde{z}_2 - \delta_1)$, so $\bar{u} \equiv \tilde{w}$ for $x \nearrow \tilde{z}_2 - \delta_1$. Since also $\tilde{w}(\tilde{z}_2 - \delta_1) = \delta < r(\tilde{z}_2 - \delta_1) < \rho_4(\tilde{z}_2 - \delta_1)$, we have $\bar{u} \equiv \tilde{w}$ in a neighborhood of $\tilde{z}_2 - \delta_1$; (iii) at $x = \tilde{z}_2 - \delta_1/2$, $\tilde{w}(\tilde{z}_2 - \delta_1/2) = \delta \exp(\frac{1}{\epsilon} \int_{\tilde{z}_2 - \delta_1}^{\tilde{z}_2 - \delta_1/2} \alpha) > \rho_4(\tilde{z}_2 - \delta_1/2)$ for $0 < \epsilon \ll 1$ since $\alpha > 0$ in $(\tilde{z}_2 - \delta_1, \tilde{z}_2 - \delta_1/2)$. So $\bar{u} \equiv \rho_4$ in a neighborhood of $\tilde{z}_2 - \delta_1/2$.

Next, we claim that the discontinuities of \bar{u}_x have the correct signs: At $x = x_2 + \delta_1$, it is a minimum of two smooth functions, so $\bar{u}_x((x_2 + \delta_1)-) \geq \bar{u}_x((x_2 + \delta_1)+)$. In a neighborhood of $x = \tilde{z}_2 - \delta_1$, $\bar{u} \equiv \tilde{w}$ as explained previously, so \bar{u} is smooth near $\tilde{z}_2 - \delta_1$. Also $\bar{u} \equiv \rho_4$ is smooth in a neighborhood of $\tilde{z}_2 - \delta_1/2$.

Next, we check the differential inequalities. We already have $L[\bar{u}_1] \leq 0$ by Lemma 6.2. Also, we may deduce that for $[x_2 + \delta_1, \tilde{z}_2 - \delta_1/2]$,

$$L[\tilde{w}] \leq \tilde{w}(D\alpha^2 + \epsilon D\alpha_x - \alpha + r - \tilde{w}) \leq \left(\sup_{[x_2 + \delta_1, \tilde{z}_2 - \delta_1]} (D\alpha^2 - \alpha + r) + \epsilon \|\alpha\|_{C^1} \right) < 0$$

for all ϵ small, similarly to the proof of Theorem 3.4(a). Next, $L[\rho_4] \leq 0$ in $[\tilde{z}_2 - \delta_1, 1]$ for all ϵ sufficiently small as before.

The function \bar{u} satisfies the boundary conditions for upper solution, as \bar{u}_1 satisfies the boundary conditions at $x = 0$, $-\epsilon D\bar{u}_{1,x}(0) + \bar{u}_1(0) \geq 0$, and $\rho_{4,x}(1) = 0$ (by definition of ρ_4). This proves that \bar{u} is a weak upper solution. Since α changes sign only once, from negative to positive in $[x_2 + \delta_1, \tilde{z}_2 - \delta_1]$ and that $\int_{x_2 + \delta_1}^{\tilde{z}_2 - \delta_1} \alpha = 0$, we see that $\tilde{w} \leq \delta$ in $[x_2 + \delta_1, \tilde{z}_2 - \delta_1]$, which proves the desired property for the upper solution \bar{u} .

Next, we construct the weak lower solution \underline{u} . Given $\delta > 0$, let \underline{u}_1 be given by Lemma 6.4. Choose a smooth function $\hat{\alpha} : [x_2, \tilde{z}_2 + \delta_1]$ which satisfies

$$(25) \quad \int_{x_2}^{\tilde{z}_2 + \delta_1/3} \hat{\alpha} = 0, \quad \hat{\alpha} < \alpha^- \text{ in } [x_2, \tilde{z}_2 + \delta_1],$$

$$\hat{\alpha}(\tilde{z}_2 + \delta_1/3) < \hat{\alpha}_0 := \frac{1 - \sqrt{1 - 4D(r(\tilde{z}_2) - \delta/2)}}{2D},$$

and $\hat{\alpha}$ changes sign only once in $[x_2, \tilde{z}_2 + \delta_1]$, from negative to positive.

Next, let w_5 be the unique positive solution to

$$\begin{cases} Dw_{yy} - w_y + w(r(\tilde{z}_2) - \delta/2 - w) = 0 & \text{in } (-\infty, +\infty), \\ w(-\infty) = 0, \quad w(+\infty) = r(\tilde{z}_2) - \delta/2, \quad w(0) = (r(\tilde{z}_2) - \delta/2)/2. \end{cases}$$

Again, w_5 exists since $4D(r(\tilde{z}_2) + \delta/2) < 1$ for δ small. By Theorem 5.4,

$$(26) \quad w_5(y) \sim O(\exp(\hat{\alpha}_0 y)) \quad \text{and} \quad \frac{w_{5,y}}{w_5} \nearrow \hat{\alpha}_0, \quad \text{as } y \rightarrow -\infty.$$

Since $w_y > 0$ in $(-\infty, \infty)$, let y_ϵ be the unique number such that $w_5(y_\epsilon) = \epsilon$, and then (by (26)) $y_\epsilon < 0$ satisfies $|y_\epsilon| \sim O(\log \epsilon)$. In particular, for any fixed constant $K > 0$,

$$(27) \quad \lim_{\epsilon \rightarrow 0} w_5\left(y_\epsilon + \frac{K}{\epsilon}\right) = w_5(+\infty) = r(\tilde{z}_2) - \frac{\delta}{2}.$$

Next, choose $\rho_5 \in C^2([\tilde{z}_2, 1])$ such that $r(x) - \delta < \rho_5(x) < r(x)$ in $[\tilde{z}_2, 1]$,

$$(28) \quad \rho_5(\tilde{z}_2 + 2\delta_1/3) < r(\tilde{z}_2) - \delta/2, \quad \rho_5(\tilde{z}_2 + \delta_1) > r(\tilde{z}_2) - \delta/2, \quad (\rho_5)_x(1) = 0.$$

Such a choice of ρ_5 is possible since $r(\tilde{z}_2 + 2\delta_1/3) - \delta < r(\tilde{z}_2) - \delta/2 < r(\tilde{z}_2 + \delta_1)$ by (17). With that, we define (see right panel of Figure 7)

$$\underline{u} := \begin{cases} \underline{u}_1 & \text{in } [0, x_2), \\ \max \left\{ \underline{u}_1, \epsilon \exp \left(\frac{1}{\epsilon} \int_{x_2}^x \hat{\alpha} \right) \right\} & \text{in } [x_2, \tilde{z}_2 + \delta_1/3), \\ w_5 \left(\frac{x - \tilde{z}_2 - \delta_1/3}{\epsilon} + y_\epsilon \right) & \text{in } [\tilde{z}_2 + \delta_1/3, \tilde{z}_2 + 2\delta_1/3), \\ \max \left\{ w_5 \left(\frac{x - \tilde{z}_2 - \delta_1/3}{\epsilon} + y_\epsilon \right), \rho_5(x) \right\} & \text{in } [\tilde{z}_2 + 2\delta_1/3, \tilde{z}_2 + \delta_1), \\ \rho_5(x) & \text{in } [\tilde{z}_2 + \delta_1, 1]. \end{cases}$$

We verify that \underline{u} is a weak lower solution for (6) in detail. We claim that \underline{u} is continuous at $x = x_2, \tilde{z}_2 + \delta_1/3, \tilde{z}_2 + 2\delta_1/3, \tilde{z}_2 + \delta_1$. At $x = x_2$, $\bar{u}_1(x_2) = \epsilon = \epsilon \exp(\frac{1}{\epsilon} \int_{x_2}^x \hat{\alpha})|_{x=x_2}$, so \underline{u} is continuous at $x = x_2$. At $\tilde{z}_2 + \delta_1/3$, since $\underline{u}_1 = 0$, we have, by (25) and the definition of y_ϵ ,

$$\underline{u}((\tilde{z}_2 + \delta_1/3)-) = \left[\epsilon \exp \left(\frac{1}{\epsilon} \int_{x_2}^x \alpha \right) \right]_{x=\tilde{z}_2+\delta_1/3} = \epsilon = w(y_\epsilon) = \underline{u}((\tilde{z}_2 + \delta_1/3)+).$$

At $x = \tilde{z}_2 + 2\delta_1/3$, by (27) and (28), we have

$$w_5 \left(\frac{x - \tilde{z}_2 - \delta_1/3}{\epsilon} + y_\epsilon \right) = w_5 \left(\frac{\delta_1}{3\epsilon} + y_\epsilon \right) \approx r(\tilde{z}_2) - \delta/2 > \rho_5(\tilde{z}_2 - 2\delta_1/3).$$

Hence $\underline{u} \equiv w_5$ in a neighborhood of $\tilde{z}_2 + 2\delta_1/3$. Similarly, at $x = \tilde{z}_2 + \delta_1$,

$$w_5 \left(\frac{x - \tilde{z}_2 - \delta_1/3}{\epsilon} + y_\epsilon \right) = w_5 \left(\frac{2\delta_1}{3\epsilon} + y_\epsilon \right) \approx r(\tilde{z}_2) - \delta/2 < \rho_5(\tilde{z}_2 - \delta_1).$$

Hence $\underline{u} \equiv \rho_5$ is smooth in a neighborhood of $\tilde{z}_2 + \delta_1$. This proves the continuity of the function \bar{u} .

Second, we verify that at $x = x_2, \tilde{z}_2 + \delta_1/3, \tilde{z}_2 + 2\delta_1/3, \tilde{z}_2 + \delta$, we have $\underline{u}_x(x-) \leq \underline{u}_x(x+)$. This holds when $x = x_2$, as \underline{u} is a maximum of two functions there. For x less than and close to $\tilde{z}_2 + \delta_1/3$, $\underline{u}_1(x) \equiv 0$, so $\underline{u}(x) = \epsilon \exp(\frac{1}{\epsilon} \int_{x_2}^x \hat{\alpha})$. Hence $\underline{u}_x((\tilde{z}_2 + \delta_1/3)-) = \hat{\alpha}(\tilde{z}_2 + \delta_1/3)$. Next, by (26)

$$\underline{u}_x((\tilde{z}_2 + \delta_1/3)+) = \frac{1}{\epsilon} w_{5,y}(y_\epsilon) = \frac{w_{5,y}}{w_5} \Big|_{y=y_\epsilon} \approx \frac{w_{5,y}}{w_5}(-\infty) = \hat{\alpha}_0.$$

Hence, $\underline{u}_x((\tilde{z}_2 + \delta_1/3)+) \geq \underline{u}_x((\tilde{z}_2 + \delta_1/3)-)$ by (25). The remaining possible discontinuities of \underline{u}_x are consistent, as \underline{u} is smooth in some neighborhoods of $x = \tilde{z}_2 + 2\delta_1/3, \tilde{z}_2 + \delta_1$.

Third, we claim that $L[\underline{u}] \geq 0$ whenever it is smooth. This has already been verified for \underline{u}_1 . Letting $\hat{w} = \epsilon \exp(\frac{1}{\epsilon} \int_{x_2}^x \hat{\alpha})$, we then proceed to compute in $[x_2, \tilde{z}_2 + \delta_1/2]$,

$$L[\hat{w}] = \hat{w} [(D\hat{\alpha}^2 - \hat{\alpha} + r) + \epsilon D\hat{\alpha}_x - \hat{w}].$$

Since $\inf_{[x_2, \tilde{z}_2 + \delta_1/3]} (D\hat{\alpha}^2 - \hat{\alpha} + r) > 0$ independently of ϵ , it suffices to show the following claim.

CLAIM 6.6. $\hat{w} = \epsilon \exp(\frac{1}{\epsilon} \int_{x_2}^x \hat{\alpha}) \leq \epsilon$ in $[x_2, \tilde{z}_2 + \delta_1/3]$.

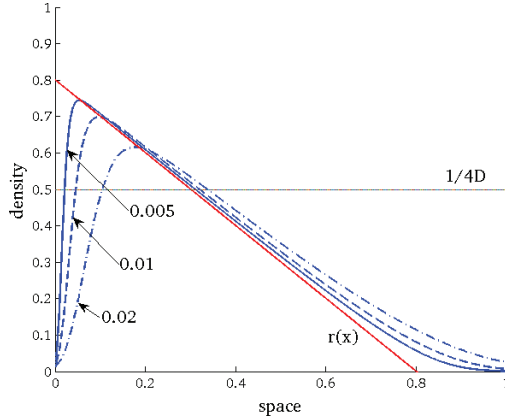


FIG. 8. Decreasing resource function $r(x)$ and steady state $\tilde{u}(x)$ for the three values of $\epsilon = 0.020$ (dash-dot), $\epsilon = 0.01$ (dashed), and $\epsilon = 0.005$ (solid).

TABLE 3
Linearly decreasing r .

ϵ	0.02	0.01	0.005
$\tilde{u}(0)$	0.0116	0.014	0.016

To see the claim, first recall that $\hat{\alpha}$, changing sign only once (from negative to positive) in $[x_2, \tilde{z}_2 + \delta_1/3]$, and hence $\int_{\hat{x}_x}^x \hat{\alpha}$, which vanishes when $x = x_2$ and $\tilde{z}_2 + \delta_1/3$, is always nonpositive in $[x_2, \tilde{z}_2 + \delta_1/3]$. This proves Claim 6.6.

Hence, $L[\hat{w}] \geq 0$ in $[x_2, \tilde{z}_2 + \delta_1/3]$ for ϵ sufficiently small. It follows as before that $L[w_5(\frac{x - \tilde{z}_2 - \delta_1/3 + y_\epsilon}{\epsilon})] \geq 0$ in $[\tilde{z}_2 + \delta_1/3, \tilde{z}_2 + \delta_1]$ and $L[\rho_5] \geq 0$ in $[\tilde{z}_2 + 2\delta_1/3, 1]$.

Finally, we verify that \underline{u} has the correct boundary conditions. Now, we have verified previously that \underline{u}_1 has the correct boundary condition at $x = 0$. The other boundary condition at $x = 1$ follows by (28). \square

7. Extension. In this work, we focused on internal transition layers. When the upstream invasion limit is at the upstream end, i.e., $z_1 = 0$, then the population is only limited by the boundary condition at the upstream habitat end. We expect there to be a boundary transition layer at the upstream end, in which the population is below the carrying capacity.

Remark 7.1. Suppose that $z_1 = 0$. We can show that as $\epsilon \rightarrow 0$, $\tilde{u} \rightarrow r_+(x)$ (i.e., the positive part of $r(x)$) locally uniformly in $(0, 1]$ and that $\lim_{\epsilon \rightarrow 0} \tilde{u}(0)$ exists.

We illustrate this case in Figure 8. We choose the linearly decreasing resource function $r(x) = 0.8 - x$ and fix $D = 1/4$. As ϵ decreases, the transition layer decreases in width, and the value $\tilde{u}(0)$ converges, as Table 3 indicates.

REFERENCES

- [1] J. BROWN AND M. LOMOLINO, *Biogeography*, Sinauer, Sunderland, MA, 1998.
- [2] G. BUNTING, Y. DU, AND K. KRAKOWSKI, *Spreading speed revisited: Analysis of a free boundary model*, *Netw. Heterog. Media*, 7 (2012), pp. 583–603.
- [3] R. S. CANTRELL AND C. COSNER, *Diffusive logistic equations with indefinite weights: Population models in disrupted environments II*, *SIAM J. Math. Anal.*, 22 (1991), pp. 1043–1064.

- [4] R. CANTRELL AND C. COSNER, *Spatial Ecology via Reaction-Diffusion Equations*, Math. Comput. Biol., Wiley, Chichester, England, 2003.
- [5] Y. DU, *Order Structure and Topological Methods in Nonlinear Partial Differential Equations, Vol. 1. Maximum Principles and Applications*, Partial Differential Equations Appl. 2, World Scientific, Hackensack, NJ, 2006.
- [6] P. HESS, *Periodic-Parabolic Boundary Value Problems and Positivity*, Pitman Res. Notes Math. 247, Longman Scientific & Technical, Harlow, England, 1991.
- [7] R. HOLT, T. KEITT, M. LEWIS, B. MAURER, AND M. TAPER, *Theoretical models of species' borders: Single species approaches*, *Oikos*, 108 (2005), pp. 18–27.
- [8] Y. LOU AND F. LUTSCHER, *Evolution of dispersal in open advective environments*, *J. Math. Biol.*, 69 (2014), pp. 1319–1342.
- [9] Y. LOU AND P. ZHOU, *Evolution of dispersal in advective homogeneous environments: The effect of boundary conditions*, *J. Differential Equations*, 259 (2015), pp. 141–171.
- [10] F. LUTSCHER, M. LEWIS, AND E. MCCAULEY, *The effects of heterogeneity on population persistence and invasion in rivers*, *Bull. Math. Biol.*, 68 (2006), pp. 2129–2160.
- [11] F. LUTSCHER, E. MCCAULEY, AND M. LEWIS, *Spatial patterns and coexistence mechanisms in rivers*, *Theoret. Popul. Biol.*, 71 (2007), pp. 267–277.
- [12] W.-M. NI, *The Mathematics of Diffusion*, CBMS Reg. Conf. Ser. Math. 82, SIAM, Philadelphia, 2011.
- [13] E. PACHEPSKY, F. LUTSCHER, R. NISBET, AND M. A. LEWIS, *Persistence, spread and the drift paradox*, *Theoret. Popul. Biol.*, 67 (2005), pp. 61–73.
- [14] J. SCHOENENBERGER-DEUEL AND P. HESS, *A criterion for the existence of solutions of nonlinear elliptic boundary value problems*, *Proc. Roy. Soc. Edinburgh Sect. A*, 74 (1976), pp. 49–54.
- [15] H. SMITH, *Monotone Dynamical Systems. An Introduction to the Theory of Competitive and Cooperative Systems*, Math. Surveys Monogr. 41, AMS, Providence, RI, 1995.
- [16] E. SNYDER, C. ROBINSON, G. MINSHALL, AND S. RUSHFORTH, *Regional patterns in periphyton accural and diatom assemblage structure in a heterogeneous nutrient landscape*, *Canad. J. Fish. Aquat. Sci.*, 59 (2002), pp. 564–577.
- [17] D. SPEIRS AND W. GURNEY, *Population persistence in rivers and estuaries*, *Ecology*, 82 (2001), pp. 1219–1237.
- [18] R. VANNOTE, G. MINSHALL, K. CUMMINS, J. SEDELL, AND C. CUSHING, *The river continuum concept*, *Canad. J. Fish. Aquat. Sci.*, 37 (1980), pp. 130–137.
- [19] O. VASILYEVA AND F. LUTSCHER, *Population dynamics in rivers: Analysis of steady states*, *Can. Appl. Math. Q.*, 18 (2011), pp. 439–469.
- [20] H. F. WEINBERGER, *Long-time behavior of a class of biological models*, *SIAM J. Math. Anal.*, 13 (1982), pp. 353–396.
- [21] K. WRIGHT AND J. LI, *From continua to patches: Examining stream community structure over large environmental gradients*, *Canad. J. Fish. Aquat. Sci.*, 59 (2002), pp. 1404–1417.
- [22] Q. YE, Z. LI, M. WANG, AND Y. WU, *An Introduction to Reaction-Diffusion Equations*, 2nd ed., Science Press, Beijing, 2011.